


GHANA EDUCATION SERVICE  
(MINISTRY OF EDUCATION)



REPUBLIC OF GHANA

**RELIGIOUS AND MORAL EDUCATION CURRICULUM  
FOR BASIC 7 – 10  
(COMMON CORE PROGRAMME)**

SEPTEMBER 2020




## Religious and Moral Education Curriculum for B7- B10

Enquiries and comments on this Curriculum should be addressed to:

The Director-General  
National Council for Curriculum and Assessment (NaCCA)  
Ministry of Education  
P. O. Box CT PMB 77  
Cantonments Accra  
Telephone: 0302909071, 0302909862

Email: [info@nacca.gov.gh](mailto:info@nacca.gov.gh)

Website: [www.nacca.gov.gh](http://www.nacca.gov.gh)



Ministry of Education  
Ghana

©2020 National Council for Curriculum and Assessment (NaCCA)

This publication is not for sale. All rights reserved. No part of this publication may be reproduced without prior written permission from the Ministry of Education, Ghana.



## FOREWORD

The Ministry of Education, acting through the National Council for Curriculum and Assessment (NaCCA) has, in recent times, been working on curriculum and assessment reforms to improve the quality and relevance of learning experiences in pre-tertiary schools in Ghana. This curriculum, known as the Common Core Programme (CCP), is a sequel to the Kindergarten-Primary standards-based school curriculum, the implementation of which commenced with the 2019/2020 academic year. The CCP is carefully designed for learners in Basic 7 to Basic 10 (JHS 1 – SHS 1) as part of a holistic learning experience that prepares them for post-secondary education, the world of work or both. The curriculum focuses on building character and nurturing values, in addition to ensuring a seamless progression for all learners from JHS to SHS and creates clear pathways for academic and career-related programmes from Basic 11 to Basic 12 (SHS2 - SHS3).

In the twenty-first century, memorisation of facts and figures is no longer a sufficient learner attribute. Therefore, the CCP focuses on the acquisition of the 4Rs (Reading, wRiting, aRithmetic and cReativity) and core competencies to afford learners the ability to apply knowledge innovatively to solve everyday problems. Personal projects, community projects and community service

have been integrated into the CCP as part of a comprehensive assessment programme, including assessment of knowledge, skills, attitudes and values that mainly emphasise what learners can do. It is hoped that the content of this curriculum will promote better high school education that meets the varied learning needs of the young people in the country and addresses the shortfalls in the current school curriculum in relation to learning and assessment.

The Ministry of Education is committed to ensuring that our schools develop globally competitive high school graduates who have the requisite employable skills and workplace ethos. The CCP curriculum will, therefore, play an important role in this regard. The Ministry will support the effective implementation of the CCP to include capacity development of all teachers to ensure improved learning experiences and outcomes for our young people.

**Dr. Matthew Opoku Prempeh (MP)**

*The Honourable Minister of Education*

## ACKNOWLEDGEMENTS

This Common Core Programme (CCP) curriculum was developed together with the National Pre-tertiary Learning Assessment Framework (NPLAF) and Teacher's and Learner's Resource Packs. All these documents were developed by the National Council for Curriculum and Assessment (NaCCA), under the oversight and strategic direction of the Ministry of Education (MoE) with support from some agencies of the MoE and other relevant stakeholders.

NaCCA, acting on behalf of the Ministry of Education (MoE), would like to express its sincere gratitude to all its partners who participated in the professional conversations and discussions during the course of the development of the CCP curriculum.

NaCCA also extends special commendations to the leadership of the Ghana Education Service (GES), National School Inspectorate Authority (NaSIA), National Teaching Council (NTC), Commission for Technical and Vocational Education and Training (Commission for TVET) and other agencies of the MoE.

Additionally, NaCCA acknowledges the contributions of staff from various Universities and Colleges of Education as well as teachers and learners within the Ghana Education Service.

Special thanks go to those who also contributed to shaping this curriculum content through the consultation process, including the national stakeholder engagement conducted in Accra in February, 2020.

## Contents

FOREWORD	iii
ACKNOWLEDGEMENT	iv
INTRODUCTION	ix
RATIONALE	xi
PHILOSOPHY	xi
AIMS	xii
PROFILE OF EXPECTED LEARNING BEHAVIOURS	xiii
ASSESSMENT	xvi
CREATIVE PEDAGOGICAL APPROACHES	xix
CORE COMPETENCIES	xxii
INSTRUCTIONAL EXPECTATIONS	xxiii
ORGANISATION OF THE CURRICULUM	xxiv
SCOPE AND SEQUENCE	xxv
<b>BASIC 7</b>	<b>i</b>
<b>STRAND 1: GOD, HIS CREATION AND ATTRIBUTES</b>	<b>2</b>
SUB-STRAND 1: GOD, HIS NATURE AND ATTRIBUTES	2
<b>STRAND 2: RELIGIOUS PRACTICES</b>	<b>4</b>
SUB-STRAND 1: WORSHIP	4

<b>STRAND 3: THE FAMILY AND THE COMMUNITY</b>	<b>8</b>
SUB-STRAND 1: FAMILY SYSTEMS	8
<b>STRAND 4: RELIGIOUS LEADERS AND PERSONALITIES</b>	<b>11</b>
SUB-STRAND 1: RELIGIOUS LEADERS	11
<b>STRAND 5: ETHICS AND MORAL LIFE</b>	<b>13</b>
SUB-STRAND 1: MANNERS AND DECENCY	13
<b>STRAND 6: RELIGION AND ECONOMIC LIFE</b>	<b>16</b>
SUB-STRAND 1: WORK, ENTREPRENEURSHIP AND SOCIAL SECURITY	16
<b>BASIC 8</b>	<b>21</b>
<b>STRAND 1: GOD, HIS CREATION AND ATTRIBUTES</b>	<b>22</b>
SUB-STRAND 1: THE CREATION STORIES OF THE THREE MAJOR RELIGIONS IN GHANA	22
<b>STRAND 2: RELIGIOUS PRACTICES</b>	<b>24</b>
SUB-STRAND 1: RITES OF PASSAGE	24
<b>STRAND 3: THE FAMILY AND THE COMMUNITY</b>	<b>32</b>
SUB-STRAND 1: AUTHORITY AND OBEDIENCE	32
<b>STRAND 4: RELIGIOUS LEADERS AND PERSONALITIES</b>	<b>35</b>
SUB-STRAND 1: PROPHETS AND ANCESTORS	35
<b>STRAND 5: ETHICS AND MORAL LIFE</b>	<b>38</b>
SUB-STRAND 1: MORAL TEACHINGS IN THE THREE MAJOR RELIGIONS IN GHANA	38
<b>STRAND 6: RELIGION AND ECONOMIC LIFE</b>	<b>41</b>
SUB-STRAND 1: MONEY	41

<b>BASIC 9</b>	<b>47</b>
<b>STRAND 1: GOD, HIS CREATION AND ATTRIBUTES</b>	<b>48</b>
SUB-STRAND 1: THE PURPOSE AND USEFULNESS OF GOD'S CREATION	48
<b>STRAND 2: RELIGIOUS PRACTICES</b>	<b>50</b>
SUB-STRAND 1: RELIGIOUS SONGS AND RECITATIONS	50
<b>STRAND 3: THE FAMILY AND THE COMMUNITY</b>	<b>52</b>
SUB-STRAND 1: RELIGION AND SOCIAL COHESION	52
<b>STRAND 4: RELIGIOUS LEADERS AND PERSONALITIES</b>	<b>55</b>
SUB-STRAND 1: THE APOSTLES AND CALIPHS	55
<b>STRAND 5: ETHICS AND MORAL LIFE</b>	<b>57</b>
SUB-STRAND 1: REWARD, PUNISHMENT AND REPENTANCE	57
<b>STRAND 6: RELIGION AND ECONOMIC LIFE</b>	<b>61</b>
SUB-STRAND 1: BRIBERY AND CORRUPTION	61
 <b>BASIC 10</b>	 <b>63</b>
<b>STRAND 1: GOD, HIS CREATION AND ATTRIBUTES</b>	<b>64</b>
SUB-STRAND 1: THE ENVIRONMENT	64
<b>STRAND 2: RELIGIOUS PRACTICES</b>	<b>68</b>
SUB-STRAND 1: RELIGIOUS FESTIVALS	68
<b>STRAND 3: THE FAMILY AND THE COMMUNITY</b>	<b>71</b>
SUB-STRAND 1: PERSONAL SAFETY IN THE COMMUNITY	71
<b>STRAND 4: RELIGIOUS LEADERS AND PERSONALITIES</b>	<b>73</b>
SUB-STRAND 1: WOMEN IN RELIGION AND LEADERSHIP POSITIONS	73



<b>STRAND 5: ETHICS AND MORAL LIFE</b>	<b>76</b>
SUB-STRAND 1: SUBSTANCE ABUSE	76
<b>STRAND 6: RELIGION AND ECONOMIC LIFE</b>	<b>79</b>
SUB-STRAND 1: TIME AND LEISURE	79
APPENDICES	82
BIBLIOGRAPHY	88
RELIGIOUS AND MORAL EDUCATION SUBJECT PANEL MEMBERS AND REVIEWERS	89
SUPERVISORS AND COORDINATING TEAM	89





## INTRODUCTION

In the first four years of high school education, learners are expected to take a Common Core Programme (CCP) that emphasises a set of high, internationally-benchmarked career and tertiary education readiness standards. Learners need to acquire these for post-secondary education, the workplace or both. The standards articulate what learners are expected to know, understand and be able to do by focusing on their social, emotional, cognitive and physical development. The CCP runs from Basic 7 through Basic 10.

The common core attributes of the learner, which describe the essential outcomes in the three domains of learning (i.e. cognitive, psychomotor and affective), are at the centre of the CCP (see Figure 1). Inspired by the values which are important to the Ghanaian society, the CCP provides an education of the heart, mind and hands in relation to the learner's lifetime values, well-being, physical development, metacognition and problem-solving abilities. Ultimately, this will produce character-minded learners who can play active roles in dealing with the increasing challenges facing Ghana and the global society. The features that shape the common core programme are shown in Figure 1.

These are:

- learning and teaching approaches – the core competencies, 4Rs and pedagogical approaches
- learning context – engagement service and projects
- learning areas – mathematics, science, computing, languages (English, Ghanaian Languages, French and Arabic), career technology, social studies, physical and health education, creative arts and design and religious and moral education.

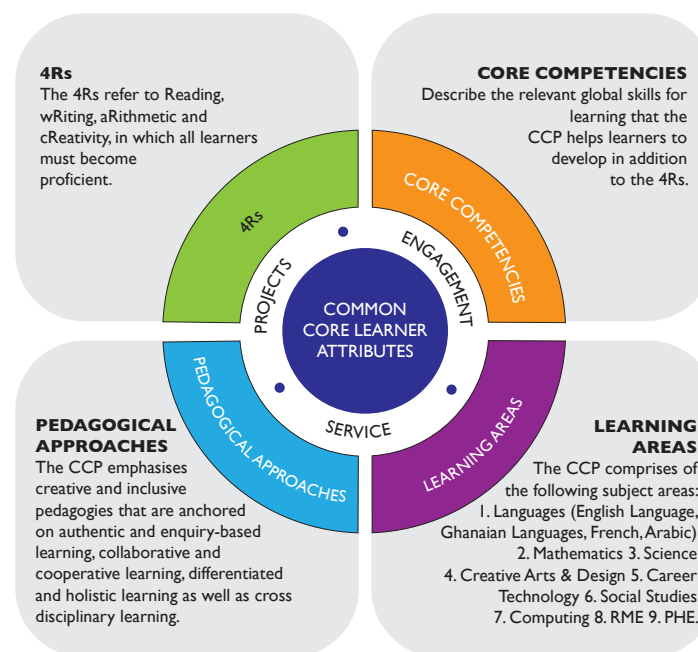


Figure 1: Common Core Learner Attributes

### Learning and Teaching Approaches

- The core competencies: Describe the relevant global skills for learning that the CCP helps learners to develop in addition to the 4Rs. The global skills for learning allow learners to become critical thinkers, problem-solvers, creators, innovators, good communicators, collaborators, digitally literate, and culturally and globally sensitive citizens who are life-long learners with a keen interest in their personal development.
- Pedagogical approaches: The CCP emphasises creative and inclusive pedagogies that are anchored on authentic and enquiry-based learning, collaborative and cooperative learning, differentiated learning, and holistic learning as well as cross disciplinary learning.
- The 4Rs across the Curriculum: The 4Rs refer to Reading, wRiting, aRithmetic and cReativity, which all learners must become fluent in.

## Learning Context

The CCP places emphasis on engagement of learners in the classroom activities, projects (in and outside classroom). These projects can involve individual or group tasks which all learners are required to complete by the end of Basic 10. The CCP project provides learners with contexts to demonstrate creativity and inventiveness in various areas of human endeavour. Community service offers opportunity for learners to nurture, love, care for, and solve problems in their community.

## Learning Areas

The CCP comprises the following learning areas:

1. Languages (English Language, Ghanaian Languages, French, Arabic)
2. Mathematics
3. Science
4. Creative Arts and Design (CAD)
5. Career Technology
6. Social Studies
7. Computing
8. Religious and Moral Education (RME)
9. Physical and Health Education (PHE)

This document sets out the standards for learning RME in the Common Core Programme (CCP). The standards in the document are posited in the expectation that the CCP (B7 – B10) will offer quality education for all types of learners. The design of this curriculum is based on the features of the CCP as shown in Figure 1.

It emphasises a set of high internationally-benchmarked career and tertiary education readiness standards. Learners need to acquire these competencies in RME for post-secondary education, workplace training or both. The curriculum has been designed to be user friendly because it provides a detailed

preamble that covers the rationale, philosophy, aims, profile of expected learning behaviours (i.e. knowledge, skills, attitudes and values), pedagogical approaches, core competencies and the 4Rs, assessment practices and instructional expectations.

## RATIONALE

The issue of morality and religion has engaged human attention over the centuries. This is because of their effects on the co-existence of human beings with one another and the world they live in and ideas concerning their relationship with forces beyond the known world. Religious and Moral Education is a vital and indispensable part of human growth and development in the Ghanaian society. The subject reinforces the informal religious and moral training young people acquire from their homes and communities.

The nation is confronted with major moral issues including corruption, poor attitude to the environment and blanket imbibing of foreign values and cultures. Education must make learners aware of the dangers these pose to themselves as individuals and the nation as a whole and help them acquire values and attitudes that would address these challenges.

Many homes and communities may be unable to provide this type of training adequately due to demands of the modern environment. It has therefore become necessary for the school to provide education to help learners become morally responsible and patriotic citizens. The changes in the way of life as a result of education, population growth, and contacts with the outside world, have introduced both positive and negative influences, affecting the moral fabric of the society.

## PHILOSOPHY

The learning and teaching of Religious and Moral Education reflect the belief that irrespective of the diverse needs of learners in Ghana's classrooms, each can be nurtured into an honest, creative and responsible citizen.

### Teaching Philosophy

The teaching of Religious and Moral Education (RME) should be learner-centred rather than teacher-centred. There is a Chinese proverb that states "I hear, and I forget; I see, and I remember; and I do, and I understand." This is interpreted to mean that when learners are fully involved in teaching and learning processes, they tend to develop great interest and subsequently contribute actively to lessons. In the same vein, it is expected that the teaching and learning of Religious and Moral Education would be participatory, and not be turned into preaching sessions. Learners would become passive learners when RME teachers attempt to impart every information solely by themselves, and this may not encourage effective teaching and learning.

Teaching resources play key roles in teaching and learning processes. Without them, learners are likely to find it difficult to understand various themes and concepts (topics/strands/sub-strands) they study. Teaching resources such as charts, real objects and drawings help to make lessons interesting and practical. The RME teacher should therefore be resourceful and be able to find the relevant teaching materials that may be needed for the lessons. It will be highly essential for teachers to use audio-visual resources in their lessons for learners to acquire the needed knowledge, values, attitudes and skills. Learners will also acquire some language skills and other core competencies from the topics they study and this will facilitate their learning of RME and other subjects in the school curriculum. In addition, the teacher is expected to relate the various topics to practical situations in their daily lives.

Teaching RME demands cultural and religious sensitivity. For example, teachers must be sensitive to the use of images to depict stories in Islam. For example, teachers must consistently be aware of the need to avoid depicting Allah or the Prophet Muhammad (SAW) visually.

## Learning Philosophy

The best way of learning Religious and Moral Education is through practical activities like demonstrations, role plays, recitals, games, group work and visiting important religious and historic sites. There should be more demonstrations throughout the lessons. Learners can get a clearer picture of lessons and store facts in their memory and practice when they are encouraged to take active part in the lessons that involve demonstrations and other practical activities.

In educational principles, the learner's generic skills are fully developed only when enough demonstrations and activities are undertaken. Some of them have the ability to dance, sing, draw, dramatise or make models; and all these potentials are to be developed through the teacher's assistance and resourcefulness. Games arouse the interest of learners to take active part in lessons. They may include chain games whereby a learner may ask another learner a question and continue in the same order throughout the class. The teacher is at liberty to introduce appropriate games in the lesson.

Learners are to be encouraged to work in groups, carry out some of the functions of the teacher, and act as leaders of groups. The teacher should guide learners working in groups so that there is a balance between teacher-centred lessons, and the lesson which gets out of hand because of lack of control.

The rationale of this philosophy is to inculcate in learners the spirit of teamwork, consensus building and tolerance in order to ensure peace and unity.

## AIMS

### General Aims

The curriculum is aimed at developing individuals who are literate, effective problem solvers, have the ability to think creatively and have both the confidence and competence to participate fully in the Ghanaian society as responsible local and global citizens.

### Specific Aims

The aims of teaching and learning Religious and Moral Education are to encourage and enable learners to:

- develop an awareness of their Creator and the purpose of their very existence;
- develop an understanding and tolerance of other people's faiths and cultures;
- draw the difference between acceptable and unacceptable behaviours so that they can make the right decisions in any situation and thus become responsible citizens;
- acquire the socio-cultural values inherent in the three major religions in Ghana (i.e. Christianity, Islam and Indigenous African Religion) which will help them cope with the variety of moral choices they have to make in today's rapidly changing world;
- develop the spirit of teamwork, collaboration and togetherness in nation-building; and
- increasingly develop the ability to respond to religious beliefs and practices in an informed, rational and responsible way.

## PROFILE OF EXPECTED LEARNING BEHAVIOURS

A central aspect of this curriculum is the concept of three integral learning domains that should be the basis for instruction and assessment. These are:

- Knowledge, Understanding and Application
- Process Skills
- Attitudes and Values

### Knowledge, Understanding and Application

Under this domain, learners may acquire some knowledge through learning experiences. They may also show understanding of concepts by comparing, summarising, re-writing etc. in their own words and constructing meaning from instruction. The learner may also apply the knowledge acquired in some new contexts. At a higher level of learning behaviour, the learner may be required to analyse an issue or a problem.

At a much higher level, the learner may be required to synthesise knowledge by integrating a number of ideas to formulate a plan, solve a problem, compose a story, or a piece of music. Further, the learners may be required to evaluate, estimate and interpret a concept. At the last level, which is the highest, learners may be required to create, invent, compose, design and construct. These learning behaviours “knowing”, “understanding”, “applying”, “analysing”, “synthesising”, “evaluating” and “creating” fall under the domain “Knowledge, Understanding and Application”.

In this curriculum, learning indicators are stated with action verbs to show what the learner should know and be able to do. For example, the learner will be able to describe something. Being able to “describe” something after teaching and learning has been completed means that the learner has acquired “knowledge”. Being able to explain, summarise, and give examples etc. means that the learner has understood the concept taught.

Similarly, being able to develop, defend, etc. means that the learner can “apply” the knowledge acquired in some new context. It should be noted that each of the indicators in the curriculum contains an “action word” that describes the behaviour the learner will be able to demonstrate after teaching and learning has taken place. “Knowledge, Understanding and Application” is a domain that should be the prime focus of teaching and learning in schools. Teaching in most cases has tended to stress knowledge acquisition to the detriment of other higher-level behaviours such as applying knowledge.

Each action word in any indicator outlines the underlying expected outcome. Each indicator must be read carefully to know the learning domain towards teaching happens. The focus is to move teaching and learning from the didactic acquisition of “knowledge” where there is fact memorisation, heavy reliance on formulae, remembering facts without critiquing them or relating them to the real world – surface learning – to a new position called – deep learning. Learners are expected to deepen their learning by knowledge application to develop critical thinking skills, explain reasoning, and to generate creative ideas to solve real life problems in their school lives and later in their adult lives. This is the position where learning becomes beneficial to the learner.

The keywords and the explanations involved in the “Knowledge, Understanding and Application” domain are as follows:

**Knowing:** The ability to remember, recall, identify, define, describe, list, name, match, state principles, facts, concepts. Knowledge is the ability to remember or recall material already learned and this constitutes the lowest level of learning.

**Understanding:** The ability to explain, summarise, translate, rewrite, paraphrase, give examples, generalise, estimate or predict consequences based upon a trend. Understanding is generally the ability to grasp the meaning of some material that may be verbal, pictorial, or symbolic.

**Applying:** This dimension is also referred to as “Use of Knowledge” and it is the ability to use knowledge or apply knowledge, apply rules, methods principles, theories, etc. to situations that are new and unfamiliar. It also involves the ability to produce, solve, plan, demonstrate, discover, etc.

**Analysis:** The ability to break down material/information into its component parts; to differentiate, compare, distinguish, outline, separate, identify significant points etc., ability to recognise unstated assumptions and logical fallacies; ability to recognise inferences from facts etc.

**Synthesising:** The ability to put parts together to form a new whole. It involves the ability to combine, compile, compose, devise, plan, revise, organise, create, generate new ideas and solutions etc.

**Evaluating:** The ability to appraise, compare features of different things and make comments or judgement, compare, contrast, criticise, justify, support, discuss, conclude, make recommendations etc. Evaluation refers to the ability to judge the worth or value of some material based on some criteria.

**Creating:** The ability to use information or materials to plan, compose, produce, manufacture or construct other products. From the foregoing, creation is the highest form of the thinking and learning skill and is therefore the most important behaviour. This unfortunately is the area where most learners perform poorly. In order to get learners to develop critical thinking and behavioural skills beginning right from the lower primary level, it is advised that the teachers do their best to help learners develop analytic and application skills as stated already.

## Skills and Processes

These are specific activities or tasks that indicate performance or proficiency in a given learning area. They are useful benchmarks for planning lessons, developing exemplars and are the core of inquiry-based learning.

**Observing:** This is the skill of using our senses to gather information about objects or events. This also includes the use of instruments to extend the range of our senses.

**Classifying:** This is the skill of grouping objects or events based on common characteristics.

**Comparing:** This is the skill of identifying the similarities and differences between two or more objects, concepts or processes.

**Communicating (Reporting):** This is the skill of transmitting, receiving and presenting information in concise, clear and accurate forms – verbal, written, pictorial, tabular or graphical.

**Predicting:** This is the skill of assessing the likelihood of an outcome based on prior knowledge of how things usually turn out.

**Analysing:** This is the skill of identifying the parts of objects, information or processes, and the patterns and relationships between these parts.

**Generating possibilities:** This is the skill of exploring all the options, possibilities and alternatives beyond the obvious or preferred one.

**Evaluating:** This is the skill of assessing the reasonableness, accuracy and quality of information, processes or ideas. This is also the skill of assessing the quality and feasibility of objects.

**Designing:** This is the skill of visualising and drawing new objects or gadgets from imagination.

**Interpreting:** This is the skill of evaluating data in terms of its worth: good, bad, reliable, unreliable; making inferences and predictions from written or graphical data; extrapolating and deriving conclusions. Interpretation is also referred to as “Information Handling”.

**Recording:** This is the skill of drawing or making graphical representation boldly and clearly, well labelled and pertinent to the issue at hand.

**Generalising:** This is the skill of using the conclusions arrived at in an activity to point to what could happen in similar situations.

## Attitudes and Values

To be effective, competent and reflective citizens, who will be willing and capable of solving personal and societal problems, learners should be exposed to situations that challenge them to raise questions and attempt to solve problems. Learners therefore need to acquire positive attitudes, values and psychosocial skills that will enable them participate in debates and take a



stand on issues affecting them and others. The RME curriculum thus focuses on the development of attitudes and values.

### Attitudes

- i. **Curiosity:** The inclination or feeling toward seeking information about how things work in a variety of fields.
- ii. **Perseverance:** The ability to pursue a problem until a satisfying solution is found.
- iii. **Flexibility in Ideas:** Willingness to change one's opinion in the face of more plausible evidence.
- iv. **Respect for Evidence:** Willingness to collect and use data in one's investigation, and have respect for data collected by other.
- v. **Reflection:** The habit of critically reviewing ways in which an investigation has been carried out to see possible faults and other ways by which the investigation could be improved upon.

### Values

At the heart of this curriculum is the belief in nurturing honest, creative and responsible citizens. As such, every part of this curriculum, including the related pedagogy should be consistent with the following set of values:

- **Respect:** This includes respect for the nation of Ghana, its institutions and laws and the culture and respect among its citizens and friends of Ghana.
- **Diversity:** Ghana is a multicultural society in which every citizen enjoys fundamental rights and responsibilities. Learners must be taught to respect the views of all persons and to see national diversity as a powerful force for nation development. The curriculum promotes social cohesion.
- **Equity:** The socio-economic development across the country is uneven. Consequently, it is necessary to ensure an equitable distribution of resources based on the unique needs of learners and schools. Ghana's

learners are from diverse backgrounds, which require the provision of equal opportunities to all, and that all strive to care for each other both personally and professionally.

- **Commitment to achieving excellence:** Learners as global citizens, must be taught to appreciate the opportunities provided through the curriculum and persist in doing their best in whatever field of endeavour as global citizens. The curriculum encourages innovativeness through creative and critical thinking and the use of contemporary technology.
- **Teamwork/Collaboration:** Learners are encouraged to be committed to team-oriented working and learning environments. This also means that learners should have an attitude of tolerance to be able to live peacefully with all persons.
- **Truth and Integrity:** Learners are encouraged to consistently tell the truth irrespective of the consequences and be morally upright with the attitude of doing the right thing even when no one is watching; be true to themselves and be willing to live the values of honesty and compassion. Equally important, the ethos or culture of the work place, including integrity and perseverance, must underpin the learning processes to allow learners apply skills and competencies in the world of work.

The action words provided under the various profile dimensions should help teachers structure their teaching to achieve desired learning outcomes. Selection from the action words provided will help in teaching, for evaluation exercises and for test construction. The weights of the profile dimensions must be checked to ensure the required emphasis has been given to each of the dimensions in your teaching and assessment.

The teacher should endeavour to ensure that learners cultivate the above attitudes as a prelude to effective work in RME.

## ASSESSMENT

Assessment is a process of collecting and evaluating information about learners and using the information to make decisions to improve their learning. Assessment may be formative, summative, diagnostic, or evaluative depending on its purpose. It is integral to the teaching-learning process, promotes student learning and improves instruction. In CCP, it is suggested that assessment involves assessment for learning, assessment of learning and assessment as learning, which are described in the subsequent paragraphs.

### Assessment for Learning (AFL)

Assessment for Learning (AFL) is the process of seeking and interpreting evidence for use by learners and their teachers to decide where the learner is in their learning, where they need to be (the desired goal), and how best to get them there. AFL is one of the most suitable methods for improving learning and raising standards (Black and Wiliam, 1998). Assessment for Learning also refers to all their activities undertaken by teachers and/or by their learners, which provide information to be used as feedback to modify the teaching and learning activities in which they are engaged. AFL can be achieved through processes such as sharing criteria with learners, effective questioning, and feedback.

AfL, therefore, provides timely feedback to ensure individual learners are assisted during the teaching and learning process using various strategies and questioning to measure the learning that has actually taken place. It is a continuous process that happens at all stages of the instructional process to monitor the progress of a learner and to offer feedback or change teaching strategies to achieve performance standards of a lesson.

### Assessment as Learning (AaL)

Assessment as Learning develops and supports students' sense of ownership and efficacy about their learning through reflective practices. This form of self-assessment helps in building the competencies of learners to achieve deeper understanding of their own learning and what they are taught.

xvi | © NaCCA, Ministry of Education

### Assessment of Learning (AoL)

Assessment of Learning provides a picture of the achieved standards of the teacher and performance of students at the terminal stage of the learning process. This information provides data for accountability and educational decisions such as grading, selection and placement, promotion and certification. Through AoL, stakeholders such as parents and guardians are informed about the extent students have attained expected learning outcomes at the end of their grade or programme.

#### What do we assess?

- Emphasis in assessment in the CCP is on the Common Core Learner Attributes, which are essential outcomes in the three domains of learning (i.e. cognitive, psychomotor and affective).
- Knowledge and skills with emphasis on the 4Rs in the learning areas
- Core competencies with emphasis on attitudes and values developed through the learning and its context as well as the pedagogical approaches.

The process is illustrated diagrammatically in Figure 2.



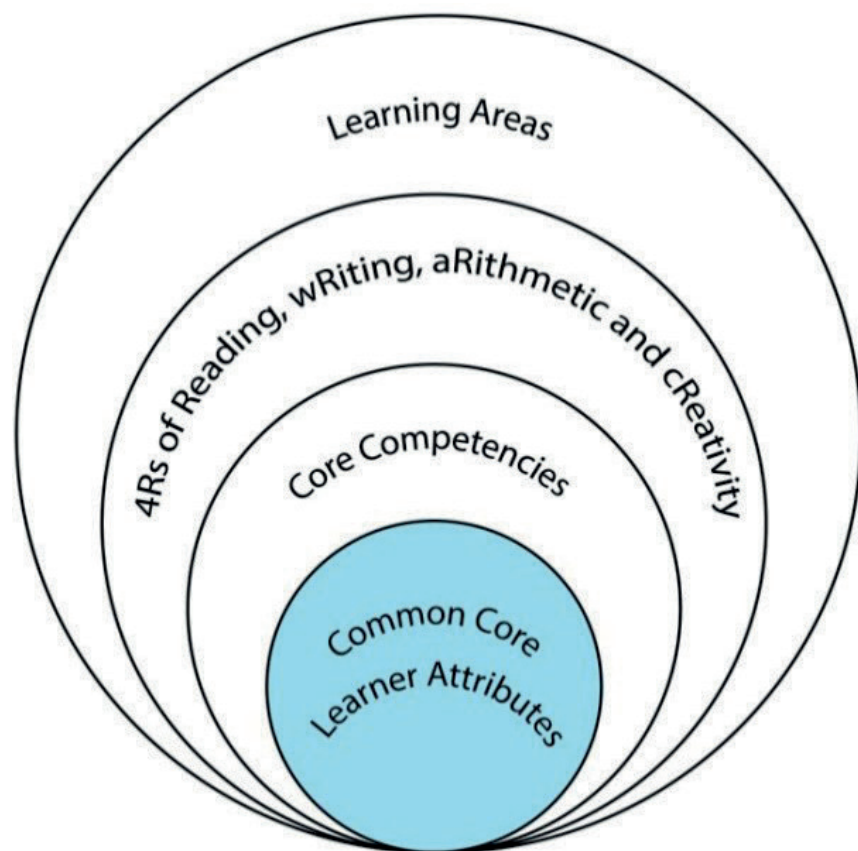


Figure 2: Essential Assessment Features

### How do we Monitor Progress?

School-Based Assessment (SBA) covers all forms/modes of assessment including AfL, AaL and AoL (see Table 1), that can be undertaken by any school-level actor (learner, teacher, head teacher) to monitor the learner's achievement over a period of time. Data collection and keeping records of the data are central to the conduct of SBA.

Table 1: Modes of Assessment

Assessment for Learning	Assessment as Learning	Assessment of Learning
Class exercises	Portfolio	Class Assessment Task (CAT)
Quizzes	Journal entries	End of term test
Class tests (written, oral, aural and/or practical)	Project work	End of year test
Class Assessment Task (CAT)	Checklist	
	Questionnaire	

The following are samples of relevant records that can be kept on the learner's learning.

- Learner's Progress Record (Cumulative Record)
- Learner's Report Card
- School-Based Assessment Termly Recording Register

Details of guidelines on SBA can be found in the National Pre-tertiary Learning Assessment Framework (NPLAF) document (Ministry of Education, 2020a) and the School-Based Assessment Guidelines (Ministry of Education, 2020b).

### Reporting School-Based Assessment (SBA) in the CCP

The CCP uses a criterion-referenced model of presenting and reporting school-based assessment data. School-based assessment throughout the four year duration of CCP is done against criteria linked to performance standards and not against the work of other learners. The CCP provides levels of proficiency to be attained and descriptors for all grade levels of the programme (see Table 2). These levels and descriptors cannot be changed

by individual schools and are, therefore, common to all learners as well as learning areas nationwide. For each assessment criterion or (benchmark for the level of proficiency), a number of descriptors are defined as shown in Table 2.

**Table 2: Benchmarks, levels of proficiency and the grade level descriptors**

Level of Proficiency	Benchmark	Grade Level Descriptor
1: Highly proficient (HP)	80% +	Learner shows high level of proficiency in knowledge, skills and values and can transfer them automatically and flexibly through authentic performance tasks
2: Proficient (P)	68-79%	Learner demonstrates sufficient level of proficient knowledge, skills and core understanding; can transfer them independently through authentic performance tasks
3: Approaching Proficiency (AP)	54-67%	Learner is approaching proficiency in terms of knowledge, skills and values with little guidance and can transfer understanding through authentic performance tasks
4: Developing (D)	40-53%	Learner demonstrates developing level of knowledge, skills and values but needs help throughout the performance of authentic tasks
5: Emerging (E)	39% and below	Learner is emerging with minimal understanding in terms of knowledge, skills, and values but needs a lot of help

The grading system presented, shows the letter grade system and equivalent grade boundaries. In assigning grades to pupils' test results, or any form of

evaluation, the above grade boundaries and the descriptors may be applied. The descriptors (Highly Proficient [HP], Proficient [P], Approaching Proficiency [AP], Developing [D], Emerging [E]), indicate the meaning of each grade.

In addition to the school-based assessment (SBA), a national standards assessment test is conducted in Basic 8 to provide national level indicators on learners' achievement.

## CREATIVE PEDAGOGICAL APPROACHES

The CCP emphasises creative and inclusive pedagogies that are anchored on authentic and enquiry-based learning, collaborative and cooperative learning, differentiated learning, and holistic learning, cross disciplinary learning (i.e. the 4Rs across the curriculum) as well as developing the core competencies. This section describes some of the creative pedagogical approaches required for the CCP. The curriculum emphasises:

- The creation of learning-centred classrooms through the use of creative approaches to teaching and learning as strategies to ensuring learner empowerment and independent learning.
- The positioning of inclusion and equity at the centre of quality teaching and learning.
- The use of differentiation and scaffolding as teaching and learning strategies for ensuring that no learner is left behind.
- The use of Information Communication Technology (ICT) as a pedagogical tool.
- The identification of subject-specific instructional expectations needed for making learning in the subject relevant to learners.
- The integration of assessment for learning and of learning into the teaching and learning process and as an accountability strategy.
- The use of questioning techniques that promotes deep learning.

### Learning-Centred Pedagogy

The learner is at the centre of learning. At the heart of the curriculum is learning progression and improvement of learning outcomes for Ghana's young people with a focus on – Reading, wRiting, aRithmetic and cReativity (4Rs). It is expected that at each curriculum phase, learners would be offered the essential learning experiences to progress seamlessly to the next phase. Where there are indications that a learner is not sufficiently ready for the next phase a compensatory provision through differentiation should be provided

to ensure that such a learner is ready to progress with their classmates. At the primary school, the progression phases are: pre-basic (KG1 – 2), basic phases (B1 – B3 and B4 to B6).

The curriculum encourages the creation of a learning-centred classroom with the opportunity for learners to engage in meaningful “hands-on” activities that bring home to the learner what they are learning in school and what they know from outside of school. The learning-centred classroom is a place for the learners to discuss ideas and through the inspiration of the teacher actively engage in looking for answers through working in groups to solve problems. This also includes researching for information and analysing and evaluating the information obtained. The aim of the learning-centred classroom approach is to develop learner autonomy so that learners can take ownership of their learning. It provides the opportunity for deep and profound learning to take place.

The teacher should create a learning atmosphere that ensures:

- Learners feel safe and accepted.
- Learners are given frequent opportunities to interact with varied sources of information, teaching and learning materials and ideas in a variety of ways.
- The teacher assumes the position of a facilitator or coach who: Helps learners to identify a problem suitable for investigation via project work.
- Problems are connected to the context of the learners' world so that it presents authentic opportunities for learning.
- Subject matter around the problem, not the discipline.
- Learners responsibly define their learning experience and draw up a plan to solve the problem in question.
- Learners collaborate whilst learning.
- Learners demonstrate the results of their learning through a product or performance.

It is more productive for learners to find answers to their own questions rather than for teachers to provide the answers and their opinions in a learning-centred classroom.

## Inclusion

Inclusion entails access and learning for all learners especially those disadvantaged. All learners are entitled to a broad and balanced curriculum in every school in Ghana. The daily learning activities to which learners are exposed should ensure that the learners' right to equal access to quality education is being met.

The curriculum suggests a variety of approaches that address learners' diversity and their special needs in the learning process. These approaches when used in lessons, will contribute to the full development of the learning potential of every learner. Learners have individual needs and different learning styles, learning experiences and different levels of motivation for learning. Planning, delivery and reflection on daily learning episodes should take these differences into consideration. The curriculum therefore promotes:

- learning that is linked to the learner's background and to their prior experiences, interests, potential and capacities;
- learning that is meaningful because it aligns with learners' ability (e.g. learning that is oriented towards developing general capabilities and solving the practical problems of everyday life); and
- active involvement of the learners in the selection and organisation of learning experiences, making them aware of their importance in the process and also enabling them assesses their own learning outcomes.

## Differentiation and Scaffolding

This curriculum is to be delivered through the use of creative approaches. Differentiation and Scaffolding are pedagogical approaches to be used within the context of the creative approaches.

**Differentiation** is a process by which differences between learners, (learning styles, interests and readiness to learn etc.) are accommodated so that all students in a group have the best possible chance of learning. Differentiation could be by task, support or outcome. Differentiation as a way of ensuring each learner benefits adequately from the delivery of the curriculum and can be achieved in the classroom through:

- Task
- One-on-one support
- Outcome

**Differentiation by task** involves teachers setting different tasks for learners of different ability e.g. in sketching the plan and shape of their classroom some learners could be made to sketch free hand while others would be made to trace the outline of the plan of the classroom.

**Differentiation by support** involves the teacher providing a targeted support to learners who are seen as performing below expected standards or at risk of not reaching the expected level of learning outcome. This support may include a referral to a Guidance and Counselling Officer for academic support.

**Differentiation by outcome** involves the teacher allowing learners to respond at different levels. In this case, identified learners are allowed more time to complete a given task.

**Scaffolding** in education refers to the use of a variety of instructional techniques aimed at moving learners progressively towards stronger understanding and ultimately greater independence in the learning process.

It involves breaking up the learning episode, experience or concepts into smaller parts and then providing learners with the support they need to learn each part. The process may require a teacher assigning an excerpt of a longer text to learners to read, engage them to discuss the excerpt to improve comprehension of its rationale, then guiding them through the key words/ vocabulary to ensure learners have developed a thorough understanding of the text before engaging them to read the full text.

Common scaffolding strategies available to the teacher include:

- Giving learners a simplified version of a lesson, assignment, or reading, and then gradually increasing the complexity, difficulty, or sophistication over time.
- Describing or illustrating a concept, problem, or process in multiple ways to ensure understanding.
- Giving learners an exemplar or model of an assignment, they will be asked to complete.
- Giving learners a vocabulary lesson before they read a difficult text.
- Clearly describing the purpose of a learning activity, the directions learners need to follow, and the learning goals they are expected to achieve.
- Explicitly describing how the new lesson builds on the knowledge and skills learners were taught in a previous lesson.

### **Information and Communication Technology (ICT)**

ICT has been integrated into this curriculum as a teaching and learning tool to enhance deep and independent learning. Some of the expected outcomes that this curriculum aims to achieve through ICT use for teaching and learning are:

- Improved teaching and learning processes.
- Improved consistency and quality of teaching and learning.
- Increased opportunities for more learner-centred pedagogical approaches.
- Improved inclusive education practices by addressing inequalities in gender, language, ability.
- Improved collaboration, creativity, higher order thinking skills.
- Enhanced flexibility and differentiated approach of delivery.

The use of ICT as a teaching and learning tool is to provide learners an access to large quantities of information online. It also provides the framework for analysing data to investigate patterns and relationships in a geographical context. Once pupils have made their findings, ICT can then help them organise, edit and present information in many different ways.

Learners need to be exposed to the various ICT tools around them including calculators, radios, cameras, telephones, television sets and computers and related software like Microsoft Office packages – Word, PowerPoints and Excel as teaching and learning tools.

The exposure that learners are given at the Basic School level to use ICT in exploring learning will build their confidence and will increase their level of motivation to apply ICT use in later years, both within and outside of education.

ICT use for teaching and learning is expected to enhance the quality and learners' level of competency in the 4Rs.

## CORE COMPETENCIES

The core competencies describe a body of skills that teachers at the basic level should seek to develop in their learners. The competencies describe a connected body of core skills that are acquired throughout the processes of teaching and learning. They are the relevant global skills for learning that allow learners to develop, in addition to the 4Rs, to become critical thinkers, problem-solvers, creators, innovators, good , collaborators, culturally identified individuals, digitally literate and global citizens who have keen interest in their personal development. In using this curriculum, we hope the core competencies will be developed in learners to help them develop our country, Ghana. These competencies include the following;

### Critical Thinking and Problem Solving (CP)

This skill develops learners' cognitive and reasoning abilities to enable them analyse and solve problems. Critical thinking and problem-solving skills enable learners to draw on their own experiences to analyse situations and choose the most appropriate, out of a number of possible solutions. It requires that learners embrace the problem at hand, persevere and take responsibility for their own learning.

### Creativity and Innovation (CI)

Creativity and Innovation promotes entrepreneurial skills in learners through their ability to think of new ways of solving problems and developing technologies for addressing the problem at hand. It requires ingenuity of ideas, arts, technology and enterprise. Learners having this skill are also able to think independently and creatively.

### Communication and Collaboration (CC)

This competence promotes in learners the skills to make use of languages, symbols and texts to exchange information about themselves and their life experiences. Learners actively participate in sharing their ideas. They engage

in dialogue with others by listening to and learning from them. They also respect and value the views of others.

### Cultural Identity and Global Citizenship (CG)

This competence involves developing learners to put country and service foremost through an understanding of what it means to be active citizens. This is done by inculcating in learners a strong sense of social and economic awareness. Learners make use of the knowledge, skills, competencies and attitudes acquired to contribute effectively towards the socioeconomic development of the country and on the global stage. Learners build skills to critically identify and analyse cultural and global trends that enable them to contribute to the global community.

### Personal Development and Leadership (PL)

This competence involves improving self-awareness and building self-esteem. It also entails identifying and developing talents, fulfilling dreams and aspirations. Learners are able to learn from mistakes and failures of the past. They acquire skills to develop other people to meet their needs. It involves recognising the importance of values such as honesty and empathy and seeking the well-being of others. Personal development and leadership enables learners to distinguish between right and wrong. The skill helps them to foster perseverance, resilience and self-confidence. PL helps them acquire the skill of leadership, self-regulation and responsibility necessary for lifelong learning.

For effective lesson planning for teaching, learning and assessment, it is suggested that teachers refer to Appendix A for details of the components of the core competencies. These details comprise the unpacked skills such as: listening, presenting and team work for collaboration.

## Digital Literacy (DL)

Digital Literacy develops learners to discover, acquire, and communicate through ICT to support their learning. It also helps them use digital media responsibly.

## INSTRUCTIONAL EXPECTATIONS

1. Guide and facilitate learning of RME by generating discourse among learners and challenging them to accept and share responsibility for their own learning based on their unique individual differences.
2. Select RME content, adapt and plan lessons to meet the interests, knowledge, understanding, abilities, and experiences of learners.
3. Work together as colleagues within and across disciplines and grade levels to develop communities of learners who exhibit the skills of inquiry and the attitudes and social values conducive to learning of RME.
4. Use multiple methods and systematically gather data about learners' understanding and ability, to guide teaching and learning of RME with arrangements to provide feedback to both learners and parents.
5. Design and manage learning environments that provide learners with the time, space, and resources needed for learning RME.

Above all, RME should be taught in such a way that the learners increasingly develop the ability to respond to religious beliefs and practices in an informed, rational and responsible way. Thus learners should be able to draw the differences between acceptable and understandable behaviours so that they can make the right decisions in any situation and thus become responsible citizens.

### SUGGESTED TIME ALLOCATION

A total of three periods a week, each period consisting of 50 minutes, is allocated to the teaching of RME at the basic level.



## ORGANISATION OF THE CURRICULUM

### Curriculum Reference Numbers

The curriculum has been structured into four columns which are Strands, Sub-strands, Content Standards and Indicators and Exemplars. A unique annotation is used for numbering the learning indicators in the curriculum for the purpose of easy referencing. The notation is indicated in Table 2. Example: B7.2.3.4.5

ANNOTATION	MEANING / REPRESENTATION
B7	Year or Class
2.	Strand Number
3.	Sub-Strand Number
4.	CONTENT STANDARD Number
5.	Learning / Performance indicator Number

**Strands** are the broad learning areas or domains of the Religious and Moral Education content to be studied.

**Sub-strands** are the sub-divisions of the broad of the broad learning areas or strands.

**Content Standards** are the expected level of knowledge, skill and/or attitude that a learner must attain at each grade level.

**Indicators** are the distinct outcomes that learners must exhibit for each content standard at each level of learning.

**Exemplars** clearly explain the distinct outcomes or indicators. They support and guide the facilitator/teacher in helping learners achieve the content standards.

### Annotation

A unique annotation is used to label the class, strands, sub-strands, content standards and learning indicators in the curriculum for the purpose of easy referencing. The annotation is defined in figure 3:

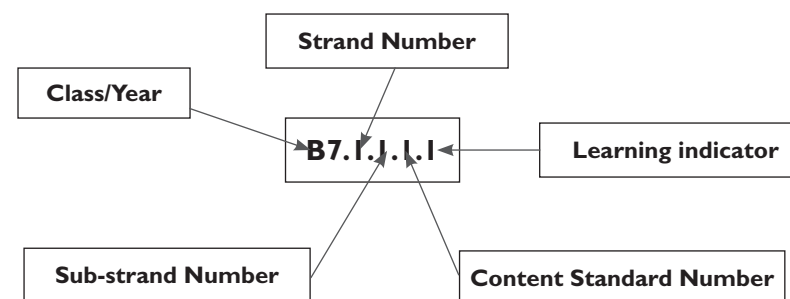


Figure 3: Curriculum Reference Numbers



## SCOPE AND SEQUENCE

STRANDS	SUB-STRANDS	B7	B8	B9	B10
GOD, HIS CREATION AND ATTRIBUTES	God, His Nature and Attributes The Creation Stories of the Three Major Religions in Ghana The Purpose and Usefulness of God's Creation The Environment	✓	✓	✓	✓
RELIGIOUS PRACTICES	Worship Rites of Passage Religious Songs and Recitations Religious Festivals	✓	✓	✓	✓
THE FAMILY AND THE COMMUNITY	Family Systems Authority and Obedience Religion and Social Cohesion Personal Safety in the Community	✓	✓	✓	✓
RELIGIOUS LEADERS AND PERSONALITIES	Religious Leaders Prophets and Ancestors The Apostles and Caliphs Women in Religion and Leadership Positions	✓	✓	✓	✓
ETHICS AND MORAL LIFE	Manners and Decency Moral Teachings in the Three Major Religions in Ghana Reward, Punishment and Repentance Substance Abuse	✓	✓	✓	✓
RELIGION AND ECONOMIC LIFE	Work and Entrepreneurship Money Bribery and Corruption Time and Leisure	✓	✓	✓	✓





# BASIC 7



## STRAND I: GOD, HIS CREATION AND ATTRIBUTES

### SUB-STRAND I: GOD, HIS NATURE AND ATTRIBUTES

CONTENT STANDARD	INDICATORS AND EXEMPLARS	CORE COMPETENCIES
<b>B7 1.1.1: Explain the nature of God seen through His attributes</b>	<p><b>B7 1.1.1.1: Explain the nature of God through His attributes in the three major religions</b></p> <p><b>Exemplars:</b></p> <ol style="list-style-type: none"> <li>1. Identify the attributes of God. E.g. omnipotent, omnipresent, omniscient, love, patience.</li> <li>2. Explain the attributes of God in English and in their local languages. E.g., <i>Amowia</i> – giver of sunlight (Akan); <i>Binnamdanaa</i> – the Creator of all creatures (Dagbani); <i>Mawu Kitikata</i> – God is the source of life (Ewe)</li> <li>3. Write an essay on the attributes of God and present their works for class discussion. Learners are encouraged to make use of resources on the internet for more of the attributes of God from the three major religions.</li> </ol>	<p><b>CG 5.2:</b> Develop and exhibit ability to defend one’s cultural beliefs, practices and norms;</p> <p><b>CG 5.3:</b> Develop and express respect and appreciation of others’ culture.</p> <p><b>CP 5.6:</b> Demonstrate a thorough understanding of a generalised concept or facts to task or situation.</p> <p><b>DL 5.5:</b> Evaluate the quality and validity of information</p> <p><b>DL 6.4:</b> Adhere to behavioural protocols that prevail in cyberspace</p> <p><b>DL 6.6:</b> Knowledge and recognition of ethical use of information</p>
	<p><b>B7 1.1.1.2: Describe ways in which you demonstrate attributes of God in your life</b></p> <p><b>Exemplars:</b></p> <ol style="list-style-type: none"> <li>1. In groups, ask learners to identify the attributes of God that are found in humankind and present to class for discussion E.g. love, patience, merciful.</li> <li>2. Role play how they relate the attributes of God to their life.</li> </ol>	<p><b>CC 9.1:</b> Demonstrate behaviour and skills of working towards group goals</p> <p><b>CC 9.4:</b> Help group work on relevant activities.</p>

CONTENT STANDARD	INDICATORS AND EXEMPLARS	CORE COMPETENCIES
<p><b>B7 1.1.1 (CONTINUED):</b>  <b>Explain the nature of God seen through His attributes</b></p>	<p><b>B 7.1.1.1.3: Identify the similarities in the way that the nature of God is understood through His attributes in the three major religions in Ghana</b></p> <p><b>Exemplars:</b></p> <p>I. Using Think-Pair-Share, learners identify the similarities in the way the nature of God is understood in His attributes in the three major religions.</p> <p><b>Examples</b></p> <p>The nature of God as everlasting can be found from the following attributes giving to God by the three major religions.</p> <p><i>Tetekwaframo</i> (the ancient of days) – indigenous Akan religion; <i>Alpha and Omega</i> (the beginning and end) - Christianity and <i>Al-Awwalu wal A'khirun</i> (the beginner and the end) - Islam.</p> <p>The nature of God as omnipotent can be found in the following attributes.</p> <p><i>Mawu</i> (Almighty) - indigenous Ewe religion or <i>Otumfour</i> (Almighty) - indigenous Akan religion; <i>El-Shaddai</i> (God Almighty) - Christianity and <i>Azza wa Jalla</i> (Almighty God) – Islam.</p> <p>The nature of God as the sustainer of all creations are found in attributes such as:</p> <p><i>Amosu</i> (giver of rain) - indigenous Akan religion or <i>Amowia</i> (giver of sunlight) - indigenous Akan religion; <i>Jehovah-Jireh</i> (God the Provider) – Christianity and <i>Al-Razak</i> (the Provider) – Islam.</p>	<p><b>CC 9.1:</b> Demonstrate behaviour and skills of working towards group goals.</p> <p><b>CC 9.4:</b> Help group work on relevant activities.</p>

## STRAND 2: RELIGIOUS PRACTICES

### SUB-STRAND 1: WORSHIP

CONTENT STANDARD	INDICATORS AND EXEMPLARS	CORE COMPETENCIES
<p><b>B7 2.1.1: Explain how worship is performed in the three major religions in Ghana and apply the moral lessons in the worship in their life.</b></p>	<p><b>B7 2.1.1.1: Identify the types of worship in the three major religions</b></p> <p><b>Exemplars:</b></p> <ol style="list-style-type: none"> <li>1. Through questions and answers learners explain the meaning of worship. E.g. worship is the submission to the will of God or Allah.</li> <li>2. Show pictures or video clip of people at worship</li> <li>3. Through Think-Pair Share, learners discuss the religion each worship belongs to.</li> <li>4. Identify the types of worship in Christianity, Islam and Indigenous African Religions. E.g. private (individual or family) and congregational.</li> <li>5. In three mixed ability groups, learners dramatise the types of worship in the three major religions.</li> </ol>	<p><b>CC 9.1:</b> Demonstrate behaviour and skills of working towards group goals</p> <p><b>CC 9.4:</b> Help group work on relevant activities.</p> <p><b>CG 5.2:</b> Develop and exhibit ability to defend one's cultural beliefs, practices and norms</p> <p><b>CG 5.3:</b> Develop and express respect and appreciation of others' culture.</p> <p><b>CG 5.3:</b> Develop and express respect and appreciation of others' culture.</p> <p><b>CG 6.1:</b> Understanding of influencing of globalisation on traditions, languages and cultures.</p> <p><b>CP 5.6:</b> Demonstrate a thorough understanding of a generalised concept or facts to task or situation.</p> <p><b>DL 5.5:</b> Evaluate the quality and validity of information</p> <p><b>DL 6.4:</b> Adhere to behavioural protocols that prevail in cyberspace</p> <p><b>DL 6.6:</b> Knowledge and recognition of ethical use of information</p>

CONTENT STANDARD	INDICATORS AND EXEMPLARS	CORE COMPETENCIES
<p><b>B7 2.1.1 (CONTINUED):</b>                      Explain how worship is performed in the three major religions in Ghana and apply the moral lessons in the worship in their life.</p>	<p><b>B7 2.1.1.2: Describe the modes of worship in the three major religions</b></p> <p><b>Exemplars:</b></p> <ol style="list-style-type: none"> <li>In groups, learners to identify activities that take place during worship and report to class.                             <ul style="list-style-type: none"> <li><b>Christianity</b> – Meditation, Bible reading, prayer, singing and dancing, offertory, sermon, communion, baptism, etc.</li> <li><b>Islam</b> – <i>Niyat</i> (intention), ablution, genuflections in prayers, the five pillars of Islam, Qur’anic recitation, sermon, glorification to Allah, <i>sadaqah</i>, offertory, etc</li> <li><b>Indigenous African Religion</b> – offer of libation, sacrifice, prayer, drumming, singing and dancing, incantations, spirit possession, divination, etc.</li> </ul> </li> </ol>	<p><b>CC 9.1:</b> Demonstrate behaviour and skills of working towards group goals</p> <p><b>CC 9.4:</b> Help group work on relevant activities.</p>
	<p><b>B7 2.1.1.3: Identify and explain the moral lessons from worship</b></p> <p><b>Exemplars:</b></p> <ol style="list-style-type: none"> <li>Through questions and answers, learners identify the moral lessons from worship. E.g., It encourages discipline in society, it encourages togetherness and unity of people, it gives confidence to face life, etc.</li> <li>Learners to dramatise how they relate the moral lessons from worship to their life.</li> </ol> <p><b>Project Work:</b> Consult a pastor/priest/an Imam and parents to discuss why we need to be in constant touch with God.</p>	<p><b>CC 9.1:</b> Demonstrate behaviour and skills of working towards group goals</p> <p><b>CC 9.4:</b> Help group work on relevant activities.</p> <p><b>CG 6.1:</b> Understanding of influencing of globalisation on traditions, languages and cultures.</p> <p><b>CG 5.2:</b> Develop and exhibit ability to defend one’s cultural beliefs, practices and norms</p> <p><b>CG 5.3:</b> Develop and express respect and appreciation of others’ culture.</p>

CONTENT STANDARD	INDICATORS AND EXEMPLARS	CORE COMPETENCIES
<p><b>B7 2.1.1 (CONTINUED): Explain how worship is performed in the three major religions in Ghana and apply the moral lessons in the worship in their life.</b></p>	<p><b>B7. 2.1.1.4: Explain the significance of prayer</b></p> <p><b>Exemplars:</b></p> <ol style="list-style-type: none"> <li>Learners to explain the meaning of prayer. E.g. the act of communication between the worshipper and the object of worship</li> <li>In groups, learners to identify the types of prayer in the three major religions and present findings for discussion in class. <ul style="list-style-type: none"> <li><b>Christianity</b> – thanksgiving, intercession, supplication, confession etc.</li> <li><b>Islam</b> – <i>Fard</i> prayers (the five daily obligatory prayers – <i>Subhi/Fajr, Zuhr, Asr, Magrib and Isha’i</i>).</li> </ul> <p><b>Special/Occasional Prayer</b></p> <ul style="list-style-type: none"> <li>Friday congregational prayer (<i>Ju’muah</i>) in place of <i>Zuhr</i></li> <li><i>Tarawih</i> prayer – special prayer in Ramadan</li> <li><i>Janazah</i> prayer - prayer for the dead before interment</li> <li><i>Eid-ul-Fitr</i> – the prayer after the end of Ramadan</li> <li><i>Eid-ul-Adha</i> – commemoration of the grand sacrifice of Prophet Ibrahim</li> <li><i>Tahajju</i> – midnight prayer</li> <li><i>Kusuf</i> – prayer for the eclipse of the sun</li> <li><i>Khusuf</i> – pray for the eclipse of the moon, etc.</li> </ul> <p><b>Indigenous African Religion</b> – thanksgiving, intercession, supplication, confession, etc.</p> </li> <li>Learners use skits to demonstrate how prayer is performed in the three major religions.</li> </ol>	<p><b>CC 9.1:</b> Demonstrate behaviour and skills of working towards group goals</p> <p><b>CC 9.4:</b> Help group work on relevant activities.</p> <p><b>CG 6.1:</b> Understanding of influencing of globalisation on traditions, languages and cultures.</p> <p><b>CG 5.2:</b> Develop and exhibit ability to defend one’s cultural beliefs, practices and norms</p> <p><b>CG 5.3:</b> Develop and express respect and appreciation of others’ culture.</p>



CONTENT STANDARD	INDICATORS AND EXEMPLARS	CORE COMPETENCIES
<p><b>B7 2.1.1 (CONTINUED):</b>  <b>Explain how worship is performed in the three major religions in Ghana and apply the moral lessons in the worship in their life</b></p>	<p>4. Learners should compare the use of prayer across the three major religions in Ghana and identify similarities and differences. E.g. some of the similarities are to communicate with God; to put needs before God and give thanks to God. Among the difference are: while in Indigenous African Religion the act of cursing one’s enemies and the enemies of society is formally accepted, it is forbidden in Islam and Christianity; in Islam and Christianity prayer is used for confession and forgiveness of sin but in indigenous African religion, forgiveness of sin is achieved through sacrifice and not prayer alone.</p> <p>In groups, learners to discuss the significance of prayer in their daily life. E.g., it is a command from God/Allah, prayer brings us closer to our Creator, etc.</p>	

## STRAND 3: THE FAMILY AND THE COMMUNITY

### SUB-STRAND 1: FAMILY SYSTEMS

CONTENT STANDARD	INDICATORS AND EXEMPLARS	CORE COMPETENCIES
<p><b>B7 3.1.1: Identify and Explain the Importance of the Family Systems</b></p>	<p><b>B7.3.1.1.1: Explain the concept and types of family systems in Ghana</b></p> <p><b>Exemplars:</b></p> <ol style="list-style-type: none"> <li>1. Learners to explain the concept of family. E.g. It is a social unit whose members are bound by blood ties, marriage or covenant.</li> <li>2. Learners identify the types of family systems in Ghana. E. g., Nuclear and Extended.</li> <li>3. Describe the two-family systems in Ghana. E.g. the nuclear family system consists of the father, mother and children (if any). The nuclear family can also consist of one of the parents and the children. Extended family system consists of all relatives from the paternal and maternal family relations.</li> <li>4. With the help of parents, learners create/draw a poster to show their family tree indicating both the nuclear and extended families.</li> <li>5. Discuss the merits and demerits of both family systems.</li> </ol> <p><b>Nuclear family system – Merits</b></p> <ol style="list-style-type: none"> <li>i. Easy to take care of the family members.</li> <li>ii. Effective supervision, etc.</li> </ol> <p><b>Demerits</b></p> <ol style="list-style-type: none"> <li>i. Inadequate or lack of support in the absence of parents.</li> <li>ii. Members suffer if the breadwinner dies (or passes on), etc.</li> </ol> <p><b>Extended Family System – Merits</b></p> <ol style="list-style-type: none"> <li>i. Family support in terms of economic assistance and moral guidance</li> <li>ii. Ensures security and protection of family members, etc.</li> </ol>	<p><b>CC7.4:</b> Identify underlying themes and issues when listening.</p> <p><b>CC7.5:</b> Identify and analyse different point of views of speakers</p> <p><b>CC8.3:</b> Apply appropriate diction and structure sentences correctly for narrative, persuasive, imaginative, imaginative and expository purposes</p> <p><b>CC8.4:</b> Anticipate different responses from the audience.</p> <p><b>CC 9.1:</b> Demonstrate behaviour and skills of working towards group goals</p> <p><b>CC 9.4:</b> Help group work on relevant activities.</p> <p><b>CG 5.2:</b> Develop and exhibit ability to defend one’s cultural beliefs, practices and norms</p> <p><b>CG 5.3:</b> Develop and express respect and appreciation of others’ culture.</p> <p><b>CG 6.1:</b> Understanding of influencing of globalisation on traditions, languages and cultures.</p> <p><b>CP 5.2:</b> Analyse and make distinct judgement about viewpoints expressed in an argument.</p>

CONTENT STANDARD	INDICATORS AND EXEMPLARS	CORE COMPETENCIES
<p><b>B7 3.1.1 (CONTINUED): Identify and Explain the Importance of the Family Systems</b></p>	<p><b>Demerits</b></p> <ul style="list-style-type: none"> <li>i. Encourages laziness</li> <li>ii. Less privacy, etc.</li> </ul> <p><b>Project Work</b></p> <p>Divide class into two and ask them to debate on the motion “The extended family system is more important than the nuclear family system.” There are many resources on the family systems and their current changes on the internet. Learners can make use of such resources.</p>	<p><b>CP 5.3:</b> Identify important and appropriate alternatives.</p> <p><b>CP 5.6:</b> Demonstrate a thorough understanding of a generalised concept or facts to task or situation.</p> <p><b>DL 5.5:</b> Evaluate the quality and validity of information.</p> <p><b>DL 6.4:</b> Adhere to behavioural protocols that prevail in cyberspace.</p> <p><b>DL 6.6:</b> Knowledge and recognition of ethical use of information.</p>
	<p><b>B7 3.1.1.2: Identify the role of family members.</b></p> <p><b>Exemplars:</b></p> <ul style="list-style-type: none"> <li>I. In a discussion, learners identify the roles of children, parents and grandparents in the family. For example: <ul style="list-style-type: none"> <li>• <b>Children</b> – running errands, performing household chores</li> <li>• <b>Parents</b> – provision of basic needs (e.g. food , shelter, education and security)</li> <li>• <b>Grandparents</b> – play advisory role to the family; help in character formation</li> </ul> </li> </ul>	<p><b>CG 5.4:</b> Develop and exhibit a sense of cultural identity.</p> <p><b>CG 5.5:</b> Adjust to the demands of customs, traditions, values and attitudes of society.</p> <p><b>CG 6.1:</b> Understanding of influences of globalisation on traditions, languages and cultures.</p> <p><b>CG 6.2:</b> Recognise resistance to global practice that are inimical to our culture.</p> <p><b>CI 6.7:</b> Look and think about things differently and from different perspectives.</p>

CONTENT STANDARD	INDICATORS AND EXEMPLARS	CORE COMPETENCIES
<p><b>B7 3.1.1 (CONTINUED): Identify and Explain the Importance of the Family Systems</b></p>	<p><b>B7 3.1.1.3: Describe ways of promoting good relationships among family members</b></p> <p><b>Exemplars</b></p> <ol style="list-style-type: none"> <li>1. Identify factors that promote good relationships in the family. E.g. patience, respect, obedience, tolerance, transparency, accountability, forgiveness, support to family members</li> <li>2. Identify the need for healthy relationships among family members. Present findings to class for discussion. E.g. peaceful co-existence, unity of purpose, happiness, progress</li> <li>3. Analyse the need for self-examination when things go wrong in the family. E.g. avoidance of false accusations and counter accusations, avoid third party intervention (e.g. consultation of mediums such as pastors, mallams, diviners), taking full responsibility for one's actions and inactions</li> <li>4. Discuss the importance of family systems in Ghana. E.g. conflicts and misunderstandings between families are resolved peacefully, the family ensures quality upbringing of family members</li> <li>5. Dramatise behaviours that show good relationships among family members</li> </ol>	<p><b>CG 5.5:</b> Adjust to the demands of customs, traditions, values and attitudes of society.</p> <p><b>CG 6.1:</b> Understanding of influences of globalisation on traditions, languages and cultures</p> <p><b>CP 5.2:</b> Analyse and make distinct judgement about viewpoints expressed in an argument.</p> <p><b>CG 5.5:</b> Adjust to the demands of customs, traditions, values and attitudes of society.</p> <p><b>CG 6.1:</b> Understanding of influences of globalisation on traditions, languages and cultures</p> <p><b>CP 6.4:</b> Ability to identify appropriate criteria and used them to evaluate available alternatives</p> <p><b>CP 5.3:</b> Identify important and appropriate alternatives.</p> <p><b>PL5.5:</b> Desire to accept one's true self and overcome weakness.</p> <p><b>PL6.1:</b> Ability to serve group members effectively</p> <p><b>PL6.4:</b> Ability to manage and resolve conflicts.</p>

## STRAND 4: RELIGIOUS LEADERS AND PERSONALITIES

### SUB-STRAND 1: RELIGIOUS LEADERS

CONTENT STANDARD	INDICATORS AND EXEMPLARS	CORE COMPETENCIES
<p><b>B7 4.1.1: Identify the key features and moral messages of the call and ministry of Religious Leaders in the three major religions.</b></p>	<p><b>B7 4.1.1.1: Discuss the early life and call of the religious leaders</b></p> <p><b>Exemplars:</b></p> <ol style="list-style-type: none"> <li>1. Show pictures or video clips to depict the birth and early life of religious leaders. E.g. Jesus Christ, Muhammad (SAW), Okomfo Anokye, Egya Ahor, Toha Zie, Togbe Tsali, etc. <b>NOTE:</b> Be sensitive in the use of visual images depicting Allah and the Prophet Muhammad (<i>Sallahu Alaihi Wassalam</i>). <i>Sallahu Alaihi Wassalam</i> (SAW.) is an Arabic expression which means peace be upon him (PUBH) which Muslims use to show reverence to the Prophet Muhammad whenever his name is mentioned or written.</li> <li>2. Summarise the birth and early life of religious leaders in the three major religions.</li> <li>3. In groups, learners discuss the call of the religious leaders. <ul style="list-style-type: none"> <li>• <b>Jesus Christ</b> – His Baptism and Temptation</li> <li>• <b>Muhammad (SAW)</b> – Born in Makkah; marriage to Khadija; call to prophethood; migration to Madinah (<i>Hijra</i>); forgiveness of the Quraysh and the farewell sermon.</li> <li>• <b>The call of an indigenous religious leader</b> – Okomfo Anokye, Egya Ahor, Toha Zie, Togbe Tsali, Osofo Okomfo Damoah, etc.</li> </ul> </li> <li>4. Role play the call of the religious leaders and show the moral lessons from the call.</li> </ol>	<p><b>CG 5.3:</b> Develop and express respect and appreciation of others' culture.</p> <p><b>CP 5.2:</b> Analyse and make distinct judgement about viewpoints expressed in an argument.</p> <p><b>DL 5.3:</b> Ability to find and utilise digital content</p> <p><b>DL 5.5:</b> Evaluate the quality and validity of information.</p> <p><b>PL 6.1:</b> Ability to serve group members effectively.</p> <p><b>PL 6.4:</b> Ability to manage and resolve conflicts.</p>

CONTENT STANDARD	INDICATORS AND EXEMPLARS	CORE COMPETENCIES
<p><b>B7 4.1.1 (CONTINUED):</b> Identify the key features and moral messages of the call and ministry of Religious Leaders in the three major religions.</p>	<p><b>B7 4. 1.1.2: Describe the ministries of the religious leaders</b></p> <p><b>Exemplars:</b></p> <ol style="list-style-type: none"> <li>1. Summarise the key events associated with the ministry of the leaders of the three major religions.                             <ul style="list-style-type: none"> <li>• <b>Jesus Christ</b> – call of the disciples, Sermon on the Mount, teaching and parables and miracles etc.</li> <li>• <b>Muhammad (SAW)</b> – triumphant entry to Makkah, forgiveness of the unbelieving folks, the farewell sermon etc.</li> <li>• <b>Indigenous African Religious leader</b> – teaching, sacrifice, miracles etc.</li> </ul> </li> </ol> <p><b>Project Work</b></p> <p>In three groups, learners to pick one of the following and create a poster.</p> <ol style="list-style-type: none"> <li>1. Key events of the latter part of the life of Jesus Christ</li> <li>2. Key events of the latter part of the life of Muhammad (SAW.)</li> <li>3. Key events of the life of one selected indigenous religious leader</li> </ol>	<p><b>CG 5.1:</b> Show a strong belongingness to one’s culture</p> <p><b>CG 5.4:</b> Develop and exhibit a sense of cultural identity</p> <p><b>CG 6.1:</b> Understanding of influence of globalisation on traditions, languages and cultures.</p> <p><b>CP 5.2:</b> Analyse and make distinct judgement about viewpoints expressed in an argument.</p> <p><b>CP 6 .3:</b> Identify important and appropriate alternatives.</p> <p><b>PL 5.4:</b> Ability to understand one’s personality traits</p> <p><b>PL 5.5:</b> Desire to accept one’s true self and overcome weakness.</p> <p><b>PL 6.1:</b> Ability to serve group members effectively</p> <p><b>PL 6.4:</b> Ability to manage and resolve conflicts.</p>
	<p><b>B7 4.1.1.3: Discuss the moral lessons from the exemplary lives of the religious leaders.</b></p> <p><b>Exemplars:</b></p> <ol style="list-style-type: none"> <li>1. Identify the moral lessons from the religious leaders. E.g., humility, forgiveness, patriotism, obedience, perseverance, sacrifice.</li> <li>2. Role play the virtues from the exemplary life of religious leaders.</li> </ol> <p>Demonstrate how to apply the moral virtues in their life. E.g., obedience to authority, forgiving one another.</p>	<p><b>CI 6.2:</b> Ability to reflect on approaches to creative tasks and evaluate the effectiveness of tools used</p> <p><b>CI 6.7:</b> Look and think about things differently and from different perspective.</p> <p><b>CP 5.2:</b> Analyse and make distinct judgement about viewpoints expressed in an argument.</p>

## STRAND 5: ETHICS AND MORAL LIFE

### SUB-STRAND 1: MANNERS AND DECENCY

CONTENT STANDARD	INDICATORS AND EXEMPLARS	CORE COMPETENCIES
<p><b>B7 5.1.1: Develop good manners and learn how to apply them in their daily lives.</b></p>	<p><b>B7 5.1.1.1: Identify and explain behaviours considered to be good manners in the society.</b></p> <p><b>Exemplars:</b></p> <p>I. Explain the meaning of the concepts “manners” and “decency.”</p> <ul style="list-style-type: none"> <li>• <b>Manners</b> – behaviour desirable in society. E.g. courtesy, comportment, mode of dressing, greetings, etc.</li> <li>• <b>Decency</b> – acceptable behaviour in a given society. E.g. respect, obedience, tolerance, humility, etc.</li> </ul>	<p><b>CP 5.6:</b> Demonstrate a thorough understanding of generalised concepts and facts specific to task or situation.</p>
	<p><b>B7.5.1.1.2: Discuss the importance of good manners and decency</b></p> <p><b>Exemplars:</b></p> <p>I. Pick some examples of good manners and decent behaviours for discussion.</p> <ul style="list-style-type: none"> <li>• Greetings – expression of friendly or welcoming words to people when they meet.               <ul style="list-style-type: none"> <li>o Factors to consider when greeting – time of day, sex, status, age, etc.</li> <li>o The need to greet: a sign of respect and proper up-bringing; it creates friendship and cordial relationship; it removes fear and suspicion, etc.</li> </ul> </li> <li>• Decent dressing – culturally acceptable way of dressing. Generally, wearing clothing to cover nakedness.               <ul style="list-style-type: none"> <li>o Factors to consider when dressing – occasion, the culture, etc.</li> <li>o The need for decent dressing – to cover nakedness; to win respect; a sign of respect and proper up-bringing, etc.</li> </ul> </li> </ul>	<p><b>CG5.1:</b> Show a strong belongingness to one’s culture.</p> <p><b>CG5.4:</b> Develop and exhibit a sense of cultural identity.</p> <p><b>CG5.5:</b> Adjust to the demands of customs, traditions, values and attitudes of society.</p> <p><b>CG6.1:</b> Understanding of influences of globalisation on traditions, languages and cultures.</p> <p><b>CG6.2:</b> Recognise resistance to global practice that are inimical to our culture.</p> <p><b>CP 5.2:</b> Analyse and make distinct judgement about viewpoints expressed in an argument.</p> <p><b>CP6.3:</b> Identify important and appropriate alternatives.</p> <p><b>PL5.6:</b> Ability to set and maintain personal standards and values.</p>

CONTENT STANDARD	INDICATORS AND EXEMPLARS	CORE COMPETENCIES
<p><b>B7 5.1.1 (CONTINUED):</b>  <b>Develop good manners and learn how to apply them in their daily lives</b></p>	<p><b>B7 5.1.1.3: Discuss the significance of chastity</b></p> <p><b>Exemplars:</b></p> <ol style="list-style-type: none"> <li>1. Explain the term “chastity”. E.g. Abstinence from pre-marital sex.</li> <li>2. Indicate ways of leading a chaste life. E.g. avoid bad company, reading the Holy Scriptures often and practice its teachings, avoid watching pornographic films, etc.</li> <li>3. State the importance of living a chaste life. E.g., it is a religious command, makes one socially accepted and respected, avoids unwanted pregnancies, etc.</li> <li>4. Role play ways of leading a chaste life.</li> </ol>	<p><b>CP 5.6:</b> Demonstrate a thorough understanding of generalised concepts and facts specific to task or situation</p> <p><b>CG 5.1:</b> Show a strong belongingness to one’s culture</p> <p><b>CG 5.4:</b> Develop and exhibit a sense of cultural identity</p> <p><b>CG 5.5:</b> Adjust to the demands of customs, traditions, values and attitudes of society.</p> <p><b>CG 6.1:</b> Understanding of influences of globalisation on traditions, languages and cultures</p> <p><b>CG 6.2:</b> Recognise resistance to global practice that are inimical to our culture.</p> <p><b>PL 5.6:</b> Ability to set and maintain personal standards and values.</p>



CONTENT STANDARD	INDICATORS AND EXEMPLARS	CORE COMPETENCIES
<p><b>B7 5.1.1 (CONTINUED):</b>  <b>Develop good manners and learn how to apply them in their daily lives.</b></p>	<p><b>B7 5.1.1.4: Discuss the teachings of the three main religions on manners, decency and chastity</b></p> <p><b>Exemplar:</b></p> <p>I. Through questions and answers learners identify and explain examples of such teachings. For example,</p> <ul style="list-style-type: none"> <li>• Indigenous African Religion – Ghanaian culture frowns on pre-marital and extra marital sex. Adolescents are asked to refrain from sex before the performance of puberty rites. Ghanaian proverbs “Good name is better than riches” and “God hates evil” encourage general good behaviour.</li> <li>• Christianity – Exodus 20:14 and Matthew 5: 28 - warning on adultery                      Corinthians 7 – encourages chastity and cautions against adultery</li> <li>• Qur’an 49: 11 – cautions against insult</li> <li>• Qur’an 25: 63 – encourages humility even in walking</li> </ul>	<p><b>CG 5.1:</b> Show a strong belongingness to one’s culture</p> <p><b>CG 5.4:</b> Develop and exhibit a sense of cultural identity</p> <p><b>CG 5.5:</b> Adjust to the demands of customs, traditions, values and attitudes of society.</p> <p><b>CG 6.1:</b> Understanding of influences of globalisation on traditions, languages and cultures</p> <p><b>CG 6.2:</b> Recognise resistance to global practice that are inimical to our culture.</p> <p><b>CP 5.2:</b> Analyse and make distinct judgement about viewpoints expressed in an argument.</p> <p><b>CP 6.3:</b> Identify important and appropriate alternatives.</p> <p><b>PL 5.6:</b> Ability to set and maintain personal standards and values.</p>

## STRAND 6: RELIGION AND ECONOMIC LIFE

### SUB-STRAND 1: WORK, ENTREPRENEURSHIP AND SOCIAL SECURITY

CONTENT STANDARD	INDICATORS AND EXEMPLARS	CORE COMPETENCIES
<p><b>B7 6.1.1: Cultivate the need for hard work and develop the spirit of entrepreneurship</b></p>	<p><b>B7 6.1.1.1: Explain the meaning of work and entrepreneurship</b></p> <p><b>Exemplars:</b></p> <ol style="list-style-type: none"> <li>1. Distinguish among the concepts; “work”, “entrepreneurship” and “social security.” <ul style="list-style-type: none"> <li>• <b>Work</b> – activity which has the aim of producing something or achieving a purpose or results.</li> <li>• <b>Entrepreneurship</b> – the process of setting up a new business and assuming control of it.</li> <li>• <b>Social Security</b> – a social protection programme often backed by law to provide monetary assistance to individuals in the event of unforeseen future circumstances or upon retirement from work.</li> </ul> </li> <li>2. Identify and explain the various types of work</li> </ol> <p><b>Types of Work</b></p> <ul style="list-style-type: none"> <li>• <b>Domestic</b> – washing, sweeping, cooking, etc.</li> <li>• <b>Community</b> – clean-up exercises, building of schools, clinics, etc.</li> <li>• <b>School</b> (academic and non-academic) – studying, sweeping, games, work of school prefects, etc.</li> <li>• <b>Work for livelihood/Occupational</b> – teaching, farming, carpentry, nursing, policing, etc.</li> <li>• <b>Religious work</b> — the work of priests/priestesses, imams, church administrators, evangelist etc.</li> </ul>	<p><b>CP 5.6:</b> Demonstrate a thorough understanding of generalised concepts and facts specific to task or situation.</p>

CONTENT STANDARD	INDICATORS AND EXEMPLARS	CORE COMPETENCIES
<p><b>B7 6.1.1 (CONTINUED):</b>  <b>Cultivate the need for hard work and develop the spirit of entrepreneurship</b></p>	<p><b>B7 6.1.1.2: Discuss the relevance of work from the religious and ethical perspectives</b></p> <p><b>Exemplars:</b></p> <ol style="list-style-type: none"> <li>1. Demonstrate knowledge of good work habits. E.g.,                             <ul style="list-style-type: none"> <li>• be punctual to work</li> <li>• avoid over dependence on religion. All three religions teach that a hand that does not work, should not eat.</li> <li>• eschew laziness and encourage hard work (Proverbs 6:6-11; Ghanaian proverbs: 'Laziness leads to poverty' and 'Hard work does not break bones.' Salih Bukhari 1401)</li> <li>• plan in advance</li> <li>• show dedication to work, etc. (E.g. the Parable of the talents (Matthew 25:14-30; Proverbs 10:4-5; Ghanaian proverb: 'One achieves success by taking care of another person's work.')</li> </ul> </li> <li>2. Demonstrate the need to work.</li> </ol> <p><b>Importance</b></p> <ul style="list-style-type: none"> <li>• it enables us buy our basic needs</li> <li>• work is good for our health and well-being.</li> <li>• develop and use of talents, etc.</li> </ul>	<p><b>CC 7.4:</b> Identify underlying themes, implications and issues when listening.</p> <p><b>CC 9.1:</b> Demonstrate behaviour and skills of working toward group objectives.</p> <p><b>CC 9.3:</b> Understand roles during group activities.</p> <p><b>CI 5.1:</b> Examine alternatives in creating new things.</p> <p><b>CI 5.4:</b> Ability to visualise alternatives, seeing possibilities, and identify problems and challenges.</p> <p><b>CI 5.5:</b> Ability to try new alternatives and fresh different approaches.</p> <p><b>CI 6.5:</b> Anticipate and overcome difficulties relating to taking initiatives.</p> <p><b>CI 6.7:</b> Look and think about things differently and from different perspectives.</p> <p><b>CP 5.1:</b> Ability to combine information and ideas from several sources to reach a conclusion.</p> <p><b>CP 6.1:</b> Ability to effectively define goals towards solving a problem.</p> <p><b>CP 6.2:</b> Availability to explain plans to attaining goals.</p> <p><b>CP 6.3:</b> Identify important and appropriate alternatives.</p> <p><b>CP 6.3:</b> Identify important and appropriate alternatives.</p> <p><b>PL 5.6:</b> Ability to set and maintain standards and values.</p> <p><b>PL 6.3:</b> Ability to manage time effectively.</p>

CONTENT STANDARD	INDICATORS AND EXEMPLARS	CORE COMPETENCIES
<p><b>B7 6.1.1 (CONTINUED):</b>  <b>Cultivate the need for hard work and develop the spirit of entrepreneurship</b></p>	<p><b>B7 6.1.1.3: Identify steps to be taken to become a successful entrepreneur</b></p> <p><b>Exemplars:</b></p> <p>I. State the various steps to become an entrepreneur.</p> <p>Steps to become an entrepreneur (invite a local successful entrepreneur as a resource person).</p> <ul style="list-style-type: none"> <li>• Setting personal goals and mission for the future</li> <li>• One has to be innovative</li> <li>• Calculative and risk taker</li> <li>• Self-belief</li> <li>• The nature of business</li> <li>• Marketing strategy</li> <li>• Capital</li> <li>• Human resource, etc.</li> </ul>	<p><b>CC 7.4:</b> Identify underlying themes, implications and issues when listening.</p> <p><b>CC 9.1:</b> Demonstrate behaviour and skills of working toward group objectives.</p> <p><b>CC 9.3:</b> Understand roles during group activities.</p> <p><b>CI 5.1:</b> Examine alternatives in creating new things.</p> <p><b>CI 5.4:</b> Ability to visualise alternatives, seeing possibilities, and identify problems and challenges.</p> <p><b>CI 5.5:</b> Ability to try new alternatives and fresh different approaches.</p> <p><b>CI 6.5:</b> Anticipate and overcome difficulties relating to taking initiatives.</p> <p><b>CI 6.7:</b> Look and think about things differently and from different perspectives.</p> <p><b>CP 5.1:</b> Ability to combine information and ideas from several sources to reach a conclusion.</p> <p><b>CP 6.1:</b> Ability to effectively define goals towards solving a problem.</p> <p><b>CP 6.2:</b> Availability to explain plans to attaining goals.</p> <p><b>CP 6.3:</b> Identify important and appropriate alternatives.</p> <p><b>CP 6.3:</b> Identify important and appropriate alternatives.</p> <p><b>PL 5.6:</b> Ability to set and maintain personal standards and values.</p> <p><b>PL 5.6:</b> Ability to set and maintain standards and values.</p> <p><b>PL 6.3:</b> Ability to manage time effectively.</p> <p><b>PL 6.4:</b> Ability to manage and resolve conflicts.</p>

CONTENT STANDARD	INDICATORS AND EXEMPLARS	CORE COMPETENCIES
<p><b>B7 6.1.1 (CONTINUED):</b>  <b>Cultivate the need for hard work and develop the spirit of entrepreneurship</b></p>	<p><b>B7 6.1.1.4: Justify the need to become an entrepreneur</b></p> <p><b>Exemplars:</b></p> <p>I. Discuss the benefits of entrepreneurship. E.g.</p> <ul style="list-style-type: none"> <li>• freedom to pursue one’s vision</li> <li>• flexibility of time</li> <li>• employment to other members of society</li> <li>• helps in nation-building</li> <li>• sense of pride when vision of business is achieved, etc.</li> </ul> <p><b>Project Work</b></p> <p>In three groups, learners should take a field research in their community into how to become a successful entrepreneur and present findings for class discussion.</p>	<p><b>CI 5.1:</b> Examine alternatives in creating new things.</p> <p><b>CI 5.4:</b> Ability to visualise alternatives, seeing possibilities, and identify problems and challenges.</p> <p><b>CI 5.5:</b> Ability to try new alternatives and fresh different approaches.</p> <p><b>CI 6.5:</b> Anticipate and overcome difficulties relating to taking initiatives.</p> <p><b>CI 6.7:</b> Look and think about things differently and from different perspectives.</p> <p><b>CP 6.1:</b> Ability to effectively define goals towards solving a problem.</p> <p><b>CP 6.2:</b> Availability to explain plans to attaining goals.</p> <p><b>CP 6.3:</b> Identify important and appropriate alternatives.</p> <p><b>CP 6.3:</b> Identify important and appropriate alternatives.</p> <p><b>PL 5.6:</b> Ability to set and maintain personal standards and values.</p> <p><b>PL 5.6:</b> Ability to set and maintain standards and values.</p>





# BASIC 8



**STRAND I: GOD, HIS CREATION AND ATTRIBUTES**  
**SUB-STRAND I: THE CREATION STORIES OF THE THREE MAJOR RELIGIONS IN GHANA**

CONTENT STANDARD	INDICATORS AND EXEMPLARS	CORE COMPETENCIES
<p><b>B8 1.1.1: Outline and explain the moral lessons in the creation stories of the three main religions in Ghana.</b></p>	<p><b>B8 1.1.1.1: Discuss the creation stories of the three main religions in Ghana</b></p> <p><b>Exemplars:</b></p> <p>I. Give account of the creation stories in the various religions</p> <ul style="list-style-type: none"> <li>• <b>Christianity</b> <ul style="list-style-type: none"> <li>○ Read the creation story as found in the Bible (Genesis chapter 1)</li> </ul> </li> <li>• <b>Islam</b> <ul style="list-style-type: none"> <li>○ Read the creation story as found in Qur'an 2:164, Qur'an 3:190-191; Qur'an 10:3-4</li> </ul> </li> <li>• <b>Indigenous African Religion</b> <ul style="list-style-type: none"> <li>○ Narrate from the oral traditions, the creation stories of learners' indigenous society. For example, among the Akan, Ewe, Dagomba, Gonja, Kasem, etc.</li> </ul> </li> </ul> <p>In three groups, learners dramatise their own interpretation of the creation stories.</p>	<p><b>CC 9.1:</b> Demonstrate behaviour and skills of working towards group goals.</p> <p><b>CC 9.3:</b> Understand roles during group activities.</p> <p><b>CC 9.4:</b> Ability to help group work on relevant activities.</p> <p><b>CG 5.1:</b> Show a strong sense of belongingness to one's culture.</p> <p><b>CG 5.4:</b> Develop and exhibit a sense of cultural identity.</p> <p><b>CG 6.1:</b> Understanding of influences of globalisation on traditions, languages and cultures.</p> <p><b>CI 6.7:</b> Look and think about things differently and from different perspectives.</p> <p><b>CP 5.1:</b> Ability to combine information and ideas from several sources to reach a conclusion.</p> <p><b>CP 5.6:</b> Demonstrate a thorough understanding of a generalised concept or facts to task or situation.</p> <p><b>CP 6.2:</b> Ability to explain plans for attaining goals.</p> <p><b>PL 5.2:</b> Demonstrate a sense of feeling or belongingness to a group.</p> <p><b>PL 6.2:</b> Division of tasks into solvable units and assigning group members to task unit.</p> <p><b>PL 6.3:</b> Ability to manage time effectively.</p>



CONTENT STANDARD	INDICATORS AND EXEMPLARS	CORE COMPETENCIES
<p><b>B8 1.1.1 (CONTINUED):</b>  <b>Outline and explain the moral lessons in the creation stories of the three main religions in Ghana.</b></p>	<p><b>B8 1.1.1.2: Identify and explain the moral values in each of the creation stories</b></p> <p><b>Exemplars:</b></p> <ol style="list-style-type: none"> <li>I. Brainstorm to identify the moral values in each of the creation stories. E.g. hard work, orderliness, creativity, responsibility, caring and giving.</li> </ol> <p>In groups, learners dramatise how they apply the moral values in their daily life.</p>	<p><b>CP 5.1:</b> Ability to combine information and ideas from several sources to reach a conclusion.</p> <p><b>CP 5.6:</b> Demonstrate a thorough understanding of a generalised concept or facts to task or situation.</p> <p><b>CP 5.8:</b> Identify and explain a confusion, uncertainty, or a contradiction surrounding and event.</p> <p><b>CP 6.2:</b> Ability to explain plans for attaining goals.</p> <p><b>PL 5.2:</b> Demonstrate a sense of feeling or belongingness to a group.</p>

## STRAND 2: RELIGIOUS PRACTICES

### SUB-STRAND 1: RITES OF PASSAGE

CONTENT STANDARD	INDICATORS AND EXEMPLARS	CORE COMPETENCIES
<p><b>B8 2.1.1: Explain rites of passage and identify the moral importance in them</b></p>	<p><b>B8 2.1.1.1: Describe the naming ceremonies/outdooring in the three major religions</b></p> <p><b>Exemplars:</b></p> <ol style="list-style-type: none"> <li>1. Explain the meaning of rites of passage</li> <li>2. Rites of passage refer to the rituals and ceremonies performed when a person is moving from one stage of life to another.</li> <li>3. Identify the various stages in human life</li> </ol> <p><b>Stages</b></p> <ul style="list-style-type: none"> <li>• Birth</li> <li>• Puberty</li> <li>• Marriage</li> <li>• Death</li> </ul> <ol style="list-style-type: none"> <li>4. Identify factors to be considered in choosing a name for a child</li> </ol> <p><b>Factors</b></p> <ul style="list-style-type: none"> <li>• The character of the person whom the child is named after</li> <li>• Circumstance surrounding the time of birth of the child</li> <li>• Religious affiliation or faith of parents, etc.               <ul style="list-style-type: none"> <li>o Look at pictures or view videos of a naming ceremony.</li> <li>o Learners watch video or pictures of a naming ceremony</li> <li>o Describe how the naming ceremony is performed in the three major religions</li> </ul> </li> </ul> <p><b>Christianity</b></p> <p>A child is named on the eighth day in the church. The ceremony is attended by couple's relatives, friends and church members. A name is chosen by the father and the ceremony is officiated by a priest.</p>	<p><b>CG 5.2:</b> Develop and exhibit ability to defend one's cultural beliefs, practices and norms.</p> <p><b>CG 5.3:</b> Develop and express respect and appreciation of others' culture.</p> <p><b>CG 6.1:</b> Understanding of influence of globalisation on traditions, languages and cultures.</p>

CONTENT STANDARD	INDICATORS AND EXEMPLARS	CORE COMPETENCIES
<p><b>B8 2.1.1 (CONTINUED)</b>  <b>Explain rites of passage and identify the moral importance in them</b></p>	<p><b>Islam</b>                      A child is given a name on the eighth day. A ceremony made up of couple's relatives, community members and led by an imam or a mallam. A sheep is slaughtered to thank Allah for the health of the mother and child.</p> <p><b>Indigenous</b>                      It differs from society to society but normally the child is given a name on the eighth day. The ceremony is done by a very responsible and respectable member of the family.</p> <p>2. Discuss importance of naming ceremonies.</p> <p><b>Importance</b></p> <ul style="list-style-type: none"> <li>• Moral education</li> <li>• Acceptance of the child into human society</li> <li>• The child is given a name and identity</li> <li>• It brings people together and unites them etc.</li> </ul> <p>3. Learners to role play a naming ceremony in their community.</p>	<p><b>CP 6.1:</b> Ability to effectively define goals towards solving a problem.</p> <p><b>CP 6.3:</b> Identify important and appropriate alternatives.</p> <p><b>PL5.5:</b> Desire to accept one's true self and overcome weakness.</p>

CONTENT STANDARD	INDICATORS AND EXEMPLARS	CORE COMPETENCIES
<p><b>B8 2.1.1 (CONTINUED):</b>  <b>Explain rites of passage and identify the moral importance in them</b></p>	<p><b>B8 2.1.1.2: Explain physical and emotional changes that characterise puberty</b></p> <p><b>Exemplars:</b></p> <ol style="list-style-type: none"> <li>1. Explain the meaning of puberty                             <ul style="list-style-type: none"> <li>• It is the transition from childhood to adulthood. It occurs between the ages of 10 to 19 (WHO).</li> </ul> </li> <li>2. Discuss physical and emotional changes that occur at puberty</li> </ol> <p><b>Physical changes in girls at puberty:</b></p> <ul style="list-style-type: none"> <li>• Growing of pubic hair</li> <li>• Menstruation</li> <li>• Breasts develop and increase in size</li> <li>• Hips widen</li> <li>• Change in height, etc.</li> </ul> <p><b>Physical changes in boys at puberty:</b></p> <ul style="list-style-type: none"> <li>• Pubic hair</li> <li>• Break in voice</li> <li>• Sperms development</li> <li>• Penis grows bigger</li> <li>• Change in height etc.</li> </ul> <p><b>Emotional changes in both sexes:</b></p> <ul style="list-style-type: none"> <li>• Curiosity</li> <li>• Adventurous</li> <li>• Conflict of identity (not child, not adult)</li> <li>• Mood swings</li> <li>• Development of the urge to have sex, etc.</li> </ul> <p>Learners to write their concerns relating to puberty anonymously and place them in a box. The teacher discusses these concerns in class to address any fears or misconceptions about puberty.</p>	

CONTENT STANDARD	INDICATORS AND EXEMPLARS	CORE COMPETENCIES
<p><b>B8 2.1.1 (CONTINUED):</b>  <b>Explain rites of passage and identify the moral importance in them</b></p>	<p><b>B8 2.1.1.3: Describe how puberty rites are performed in traditional Ghanaian societies</b></p> <p><b>Exemplars:</b></p> <ol style="list-style-type: none"> <li>Describe activities performed during puberty.</li> </ol> <p><b>Some Traditional Societies</b></p> <ul style="list-style-type: none"> <li><i>Bragro</i> of the Akan</li> <li><i>Dipo</i> of the Krobo</li> <li><i>Baala</i> of Sissala</li> <li><i>Sodji-wi</i> of the Chala, etc.</li> </ul> <ol style="list-style-type: none"> <li>Learners to role play how puberty rites are performed in their community.</li> <li>Identify the significance of puberty rites.</li> </ol> <p><b>Significance</b></p> <ul style="list-style-type: none"> <li>Moral education</li> <li>The rites prepare the person for married life</li> <li>They equip the person with the skills and knowledge needed for adult life</li> <li>They bring people together and unite them, etc.</li> </ul> <ol style="list-style-type: none"> <li>In two groups, learners debate the motion “Puberty rites are outmoded.”</li> </ol>	<p><b>CG 5.2:</b> Develop and exhibit ability to defend one’s cultural beliefs, practices and norms</p> <p><b>CG 5.3:</b> Develop and express respect and appreciation of others’ culture.</p> <p><b>CG 6.1:</b> Understanding of influence of globalisation on traditions, languages and cultures.</p> <p><b>CP 6.1:</b> Ability to effectively define goals towards solving a problem</p> <p><b>CP 6.2:</b> Availability to explain plans to attaining goals</p> <p><b>PL 5.6:</b> Ability to set and maintain standards and values</p> <p><b>PL 6.3:</b> Ability to manage time effectively</p> <p><b>PL 6.4:</b> Ability to manage and resolve conflicts</p>

CONTENT STANDARD	INDICATORS AND EXEMPLARS	CORE COMPETENCIES
<p><b>B8 2.1.1 (CONTINUED):</b>  <b>Explain rites of passage and identify the moral importance in them</b></p>	<p><b>B8 2.1.1.4: Describe how a marriage is contracted in the three main religions in Ghana</b></p> <p><b>Exemplars:</b></p> <ol style="list-style-type: none"> <li>1. Explain the term marriage.                             <ul style="list-style-type: none"> <li>• Marriage is a legal union between two adults (man and woman) and their families.</li> <li>• Types of Marriage                                     <ul style="list-style-type: none"> <li>○ Customary/Traditional marriage,</li> <li>○ Islamic marriage and</li> <li>○ Christian marriage.</li> </ul> </li> </ul> </li> <li>2. Describe how marriage is performed in the three major religions.</li> </ol> <p><b>A. Indigenous African Religion</b></p> <p>Every ethnic group has its own way of performing the marriage ceremony. However, there is a general pattern to follow:</p> <ul style="list-style-type: none"> <li>• Expression of interest by the man’s family</li> <li>• Background investigation by both families</li> <li>• Giving of a list of items by the family of the female to the male’s family</li> <li>• Knocking ceremony</li> <li>• Fixing of date for the performance of the marriage ceremony</li> <li>• Payment of bride gift, etc.</li> </ul> <p><b>B. Christianity</b></p> <p>Christian marriage goes through the following procedure:</p> <ul style="list-style-type: none"> <li>• Expression of interest by the man’s family</li> <li>• Courtship and counselling</li> <li>• Traditional rites (engagement) as in previous outline</li> <li>• Wedding/blessing ceremony (exchange of vows and rings).</li> </ul>	<p><b>CG 5.2:</b> Develop and exhibit ability to defend one’s cultural beliefs, practices and norms</p> <p><b>CG 5.3:</b> Develop and express respect and appreciation of others’ culture.</p> <p><b>CG 6.1:</b> Understanding of influence of globalisation on traditions, languages and cultures.</p> <p><b>CP 6.1:</b> Ability to effectively define goals towards solving a problem</p> <p><b>CP 6.2:</b> Availability to explain plans to attaining goals</p> <p><b>PL 5.6:</b> Ability to set and maintain standards and values</p> <p><b>PL 6.3:</b> Ability to manage time effectively</p> <p><b>PL 6.4:</b> Ability to manage and resolve conflicts</p>

CONTENT STANDARD	INDICATORS AND EXEMPLARS	CORE COMPETENCIES
<p><b>B8 2.1.1 (CONTINUED):</b>  <b>Explain rites of passage and identify the moral importance in them</b></p>	<p><b>C. Islam</b>                      The process includes the following procedure:</p> <ul style="list-style-type: none"> <li>• Proposal and acceptance of a woman in marriage (<i>ijawal-qubal</i>).</li> <li>• <i>Wali</i> - consent of the two families</li> <li>• Payment of dowry (<i>mahr or sadiqat</i>)</li> <li>• Marriage (<i>al-nikah</i>) – Deliverance of a sermon by imam to bless the marriage. There should be two sincere honest witnesses from each family.</li> <li>• Merrymaking (<i>walima</i>), etc.</li> </ul> <p>3. In three groups, learners use a short sketch to demonstrate how marriage rites are performed in each of the three religions.</p> <p>4. Identify and explain the importance of marriage rites.</p> <p><b>Importance of marriage rites</b></p> <ul style="list-style-type: none"> <li>• Legitimacy to the marriage</li> <li>• Introduction of the couple to the community</li> <li>• Couple learns their roles and responsibilities in marriage</li> <li>• Discourage irresponsible sexual behaviour, etc.</li> </ul>	

CONTENT STANDARD	INDICATORS AND EXEMPLARS	CORE COMPETENCIES
<p><b>B8 2.1.1 (CONTINUED):</b>  <b>Explain rites of passage and identify the moral importance in them</b></p>	<p><b>B8 2.1.1.5: Describe how death rites are performed in the three major religions in Ghana</b></p> <p><b>Exemplars:</b></p> <ol style="list-style-type: none"> <li>1. Explain the concept of death in the three major religions.                      Death is the departure of humankind from this earth to the next world.  <b>Indigenous</b>                      Rituals differ from culture to culture, but generally, the process includes:                     <ul style="list-style-type: none"> <li>• preparation of the corpse</li> <li>• pre-burial mourning</li> <li>• burial mourning</li> <li>• post-burial mourning</li> </ul> <b>Christianity</b>                      The process varies from church to church but, generally, it includes bathing and dressing of the body, laying in state either in the family house or church premises, church services officiated by a priest, burial and funeral rites and memorial service.  <b>Islam</b>                      The process includes                     <ul style="list-style-type: none"> <li>• The corpse is given ritual bath (<i>ghusl janaza</i>)</li> <li>• <i>Janazah</i> prayer is then performed</li> <li>• burial at the cemetery without coffin</li> <li>• prayers are also said for the dead after burial                             <ul style="list-style-type: none"> <li>o funeral rites 3<sup>rd</sup> day, 7<sup>th</sup> day, 40<sup>th</sup> day and a year)</li> </ul> </li> </ul> </li> <li>2. In three groups, learner’s role play how death rites are performed in the three religions.</li> <li>3. Identify and explain the importance of death rites.</li> </ol>	<p><b>CC 9.1:</b> Demonstrate behaviour and skills of working toward group objectives</p> <p><b>CC 9.3:</b> Understand roles during group activities</p> <p><b>CC 9.4:</b> Help group work on relevant activities.</p> <p><b>CG 5.2:</b> Develop and exhibit ability to defend one’s cultural beliefs, practices and norms</p> <p><b>CG 5.3:</b> Develop and express respect and appreciation of others’ culture.</p> <p><b>CG 6.1:</b> Understanding of influence of globalisation on traditions, languages and cultures.</p> <p><b>CP 6.1:</b> Ability to effectively define goals towards solving a problem</p> <p><b>CP 6.2:</b> Availability to explain plans to attaining goals</p> <p><b>PL 5.6:</b> Ability to set and maintain standards and values</p> <p><b>PL 6.3:</b> Ability to manage time effectively</p> <p><b>PL 6.4:</b> Ability to manage and resolve conflicts</p>



CONTENT STANDARD	INDICATORS AND EXEMPLARS	CORE COMPETENCIES
<p><b>B8 2.1.1 (CONTINUED):</b>  <b>Explain rites of passage and identify the moral importance in them</b></p>	<p><b>Importance of death rites</b></p> <ul style="list-style-type: none"> <li>• They psychologically prepare and support the bereaved family.</li> <li>• They enable the dead to have a smooth entrance to the land of the dead.</li> <li>• They remind the living of judgement after death and the need to prepare for it.</li> <li>• They celebrate the life of the deceased and offer the living counsel to learn from the moral qualities of the dead, etc.</li> </ul>	
	<p><b>B8 2.1.1.6: Identify and explain the moral lessons in the rites of passage.</b></p> <p><b>Exemplars:</b></p> <p>1. Discuss the moral lessons in the rites of passage.</p> <p><b>Moral lessons</b></p> <ul style="list-style-type: none"> <li>• Truthfulness</li> <li>• Honesty</li> <li>• Hard work</li> <li>• Chastity before marriage</li> <li>• Faithfulness and responsibility in marriage, etc.</li> </ul> <p>Dramatise how to apply the moral lessons from rites of passage in their everyday life activities.</p>	<p><b>CC 9.1:</b> Demonstrate behaviour and skills of working toward group objectives.</p> <p><b>CC 9.3:</b> Understand roles during group activities.</p> <p><b>CC 9.4:</b> Help group work on relevant activities.</p> <p><b>CG 5.2:</b> Develop and exhibit ability to defend one’s cultural beliefs, practices and norms.</p> <p><b>CG 5.3:</b> Develop and express respect and appreciation of others’ culture.</p> <p><b>CG 6.1:</b> Understanding of influence of globalisation on traditions, languages and cultures.</p> <p><b>CI 5.1:</b> Examine alternatives in creating new things.</p> <p><b>CI 5.4:</b> Ability to visualise alternatives, seeing possibilities, and identify problems and challenges.</p> <p><b>CI 5.5:</b> Ability to try new alternatives and fresh different approaches.</p> <p><b>CI 6.5:</b> Anticipate and overcome difficulties relating to taking initiatives.</p>

## STRAND 3: THE FAMILY AND THE COMMUNITY

### SUB-STRAND 1: AUTHORITY AND OBEDIENCE

CONTENT STANDARD	INDICATORS AND EXEMPLARS	CORE COMPETENCIES
<p><b>B8 3.1.1: Identify and explain the importance of obeying authority</b></p>	<p><b>B8.3.1.1.1: Identify and explain the various sources of authority</b></p> <p><b>Exemplars:</b></p> <ol style="list-style-type: none"> <li>1. Identify the sources of authority at home, school and community           <ul style="list-style-type: none"> <li>• <b>Home</b> – parents, uncles, aunties, elder siblings, etc.</li> <li>• <b>School</b> – headteacher, teachers, prefects, etc.</li> <li>• <b>Community</b> – chiefs, assembly members, priests, imams, opinion leaders, queenmothers, etc.</li> </ul> </li> <li>2. Using a video clip or pictures, identify how people come to have authority. E.g., scriptures, elections, traditions, being a parent, old age, and constitution.</li> <li>3. In groups learners dramatise the right and wrong use of authority</li> </ol> <p><b>Right use of authority</b></p> <ul style="list-style-type: none"> <li>• To promote the welfare of others, especially those in need</li> <li>• To direct people to have a good relationship with God</li> <li>• To seek the interests of those who give us power</li> <li>• To be a role model for others to emulate, etc.</li> </ul> <p><b>Wrong use of power</b></p> <ul style="list-style-type: none"> <li>• To amass wealth at the expense of others</li> <li>• To molest people</li> <li>• To help only our relatives and friends</li> <li>• To take advantage of the weak and vulnerable in society, etc.</li> </ul>	<p><b>CC 7.2:</b> Interpret correctly and respond to non-verbal communication such as facial expression, cues and gestures.</p> <p><b>CC 9.1:</b> Demonstrate behaviour and skills of working towards group goals.</p> <p><b>CC 9.3:</b> Understanding roles during group activities.</p> <p><b>CC 9.5:</b> Appreciate the importance of all team members in discussions and actively encourage contribution from their peers in their team.</p> <p><b>CP 5.1:</b> Ability to combine information and ideas from several sources to reach a conclusion.</p> <p><b>CP 6.4:</b> Ability to identify important and appropriate criteria and use them to evaluate available alternatives.</p> <p><b>CP 5.6:</b> Demonstrate a thorough understanding of a generalised concept or facts to task or situation.</p> <p><b>CP 6.3:</b> Identify important and appropriate alternative.</p> <p><b>PL 5.2:</b> Demonstrate a sense of feeling or belongingness to a group.</p>

CONTENT STANDARD	INDICATORS AND EXEMPLARS	CORE COMPETENCIES
<p><b>B8 3.1.1 (CONTINUED):</b> Identify and explain the importance of obeying authority</p>	<p><b>B8 3.1.1.2: Explain the need to obey God, parents and those in authority</b></p> <p><b>Exemplars:</b></p> <p>I. Learners to identify and discuss different reasons for obeying authority</p> <p><b>Reasons</b></p> <ul style="list-style-type: none"> <li>• It is a command from God (Ghanaian proverb: “Woe to a person who has no elder (authority)”); Deuteronomy. 6 and Qur’an 4:59)</li> <li>• We learn from the experience of people in authority</li> <li>• It makes us be law abiding</li> <li>• People in authority guide us to do the right and avoid the wrong</li> <li>• To promote peace in society</li> <li>• Obeying authority ensures progress, etc.</li> </ul> <p><b>Project Work</b></p> <p>Create a story to demonstrate the consequences of disobeying authority. Present it to class for discussion.</p>	

CONTENT STANDARD	INDICATORS AND EXEMPLARS	CORE COMPETENCIES
<p><b>B8 3.1.1 (CONTINUED):</b> Identify and explain the importance of obeying authority</p>	<p><b>B8 3.1.1.3: Demonstrate how to apply the rules and regulations from authority in daily life</b></p> <p><b>Exemplars:</b></p> <ol style="list-style-type: none"> <li>I. Dramatise how to apply rules and regulations from authority                             <ul style="list-style-type: none"> <li>• <b>Home/family rules</b> – performing household chores, respecting orders of parents and not bullying younger siblings, etc.</li> <li>• <b>School rules and regulations</b> – punctuality at and regularity to school, doing classwork and homework, sweeping the school compound, etc.</li> <li>• <b>Communal rules and regulations</b> – not littering our neighbourhood, respect for the elderly, involving oneself in communal work, etc.</li> <li>• <b>Religious rules and regulations</b> – going to church/mosque on time, dressing appropriately to religious meetings, paying church dues, paying <i>zakat</i>, and <i>sadaqa</i>, etc.</li> <li>• <b>National rules and regulations</b> – obeying traffic rules, singing the national anthem, showing respect to national symbols such as the flag and currency, punctuality to work, avoiding corruption, etc.</li> </ul> </li> </ol> <p>Discuss lessons drawn out from the drama.</p>	

## STRAND 4: RELIGIOUS LEADERS AND PERSONALITIES

### SUB-STRAND 1: PROPHETS AND ANCESTORS

CONTENT STANDARD	INDICATORS AND EXEMPLARS	CORE COMPETENCIES
<p><b>B8 4.1.1: Identify and explain the moral lessons that can be learned from the exemplary lives of the prophets and ancestors</b></p>	<p><b>B8 4.1.1.1: Describe the mission of the prophets</b></p> <p><b>Exemplars:</b></p> <ol style="list-style-type: none"> <li>1. Explain the meaning of a prophet. <ul style="list-style-type: none"> <li>• <b>A prophet</b> is a person who serves as an intermediary between God and humans by delivering messages from God or teachings from God to humans. A prophet is a mouthpiece of God.</li> </ul> </li> <li>2. <b>Note:</b> Watch video clips and/or pictures of prophets in both Christianity and Islam.</li> <li>3. Identify some prophets in the video or the pictures.</li> </ol> <p>E.g.</p> <ul style="list-style-type: none"> <li>• Noah/Nuh</li> <li>• Abraham/Ibrahim and</li> <li>• Moses/Musah.</li> </ul> <ol style="list-style-type: none"> <li>4. Read part of the Qur'an and the Bible on the selected prophets and discuss their background, call and mission. <ol style="list-style-type: none"> <li>A. Noah/Nuh (Qur'an 7:59; 17:3 and 26:116) and the Bible (Genesis 6:11-22; 7, 8, 9:1-19)</li> <li>B. Abraham/Ibrahim (Qur'an 4:125; 16:120-122 and the Bible (Genesis 12:1-9; 15; 17; 18; 19 and 22)</li> <li>C. Moses/Musah Qur'an (20:9-99; 28:3-4; 9:39) and the Bible (Exodus 2-12; 13, 14, 15 and 20, etc.)</li> </ol> </li> </ol>	<p><b>CP 5.1:</b> Ability to combine information and ideas from several sources to reach a conclusion</p> <p><b>CP 6.4:</b> Ability to identify important and appropriate criteria and use them to evaluate available alternatives</p> <p><b>DL 5.5:</b> Evaluate the quality and validity of information</p>

CONTENT STANDARD	INDICATORS AND EXEMPLARS	CORE COMPETENCIES
<p><b>B8 4.1.1 (CONTINUED):</b> Identify and explain the moral lessons that can be learned from the exemplary lives of the prophets and ancestors</p>	<p><b>B8 4.1.1.2: Explain the meaning and roles of the ancestors in the life and thought of the indigenous Ghanaian</b></p> <p><b>Exemplars:</b></p> <ol style="list-style-type: none"> <li>1. Explain the meaning of ancestors: Ancestors are dead heroes and heroines of the family who have assumed a spiritual position after death. Simply, the living dead.</li> <li>2. Identify and explain qualifications to become an ancestor. E.g.,                     <ul style="list-style-type: none"> <li>• Death at a prime old age</li> <li>• Should have led a successful life</li> <li>• Must have contributed towards the development of the community</li> <li>• Must have given birth (a young unmarried person who dies in the course of doing communal good can become an ancestor)</li> <li>• Should have led an morally upright life.</li> </ul> </li> <li>3. Discuss the role of ancestors. Among them are:                     <ul style="list-style-type: none"> <li>• Intermediaries between the living family and the spiritual world</li> <li>• Custodians of both private and public morality</li> <li>• Legitimate owners of political office</li> <li>• Owners of land and its resources</li> <li>• They provide medicinal knowledge to their living relatives.</li> </ul> </li> </ol>	<p><b>CG 5.4:</b> Develop and exhibit a sense of cultural identity.</p> <p><b>CG 5.5:</b> Develop and express respect, recognition and appreciation of others' cultures.</p> <p><b>CG 6.1:</b> Understanding of influences of globalisation on traditions, languages and cultures.</p> <p><b>CG 6.3:</b> Know the global discourse about the role of men and women.</p> <p><b>CG 6.4:</b> Exhibit a sense of nationality and global identity.</p> <p><b>CI 5.1:</b> Examine alternatives in creating new things.</p> <p><b>CI 5.2:</b> Ability to merge simple/complex ideas to create novel situations or things.</p> <p><b>CI 5.4:</b> Ability to visualise alternatives, seeing possibilities, and identify problems and challenges.</p> <p><b>CP 5.1:</b> Ability to combine information and ideas from several sources to reach a conclusion.</p> <p><b>CP 6.4:</b> Ability to identify important and appropriate criteria and use them to evaluate available alternatives.</p> <p><b>CP 5.6:</b> Demonstrate a thorough understanding of a generalised concept or facts to task or situation.</p> <p><b>CP 6.1:</b> Ability to effectively define goals towards solving a problem.</p>

CONTENT STANDARD	INDICATORS AND EXEMPLARS	CORE COMPETENCIES
<p><b>B8 4.1.1 (CONTINUED):</b> Identify and explain the moral lessons that can be learned from the exemplary lives of the prophets and ancestors</p>	<p><b>B8 4.1.1.3: Examine lessons from the exemplary lives of the prophets and ancestors</b></p> <p><b>Exemplars:</b></p> <ol style="list-style-type: none"> <li>Identify and explain the moral lessons in the lives of the prophets.</li> </ol> <p><b>Moral Lessons</b></p> <ul style="list-style-type: none"> <li>Patriotism</li> <li>Perseverance</li> <li>Courage</li> <li>Hard work</li> <li>Peace lovers</li> <li>Led exemplary lives</li> <li>Led people to righteousness (God/Allah)</li> <li>Etc.</li> </ul> <ol style="list-style-type: none"> <li>Dramatise aspects of the lives of the prophets.</li> </ol> <p><b>Project Work:</b></p> <p>In four groups, write an essay on the mission of each of the three named prophets and one known ancestor. Present your essays to class for discussion.</p>	<p><b>CP 5.1:</b> Ability to combine information and ideas from several sources to reach a conclusion.</p> <p><b>CP 6.4:</b> Ability to identify important and appropriate criteria and use them to evaluate available alternatives.</p> <p><b>CP 5.6:</b> Demonstrate a thorough understanding of a generalised concept or facts to task or situation.</p> <p><b>CP 6.1:</b> Ability to effectively define goals towards solving a problem.</p> <p><b>PL 5.5:</b> Desire to accept one's true self and overcome weaknesses.</p> <p><b>PL 5.6:</b> Ability to set and maintain standards and values.</p> <p><b>PL 6.1:</b> Ability to serve group members effectively.</p> <p><b>PL 6.3:</b> Ability to manage time effectively.</p> <p><b>PL 6.4:</b> Ability to manage and resolve conflicts.</p> <p><b>PL 6.7:</b> Actively promote effective group interaction and the expression of ideas and opinions in way that is sensitive to the feelings and background of others.</p>



## STRAND 5: ETHICS AND MORAL LIFE

### SUB-STRAND 1: MORAL TEACHINGS IN THE THREE MAJOR RELIGIONS IN GHANA

CONTENT STANDARD	INDICATORS AND EXEMPLARS	CORE COMPETENCIES
<p><b>B8 5.1.1: Exemplify the moral teachings from the Bible, Qur’an and Oral Traditions</b></p>	<p><b>B8 5.1.1.1: Identify and explain the moral teachings from the Bible, Qur’an and Oral Traditions</b></p> <p><b>Exemplars:</b></p> <p>I. Learners discuss the examples below to identify key moral teachings of the three major religions.</p> <p><b>Christian:</b></p> <ul style="list-style-type: none"> <li>• The Ten Commandments (Exodus 20:1-17)</li> <li>• Moral Teachings found in the book of Proverbs (10-12)</li> <li>• The Teachings of Jesus e.g. Parables (Matthew 13:1-23 or Luke 8:4-15; Matthew 13:24-52; Luke 15:11-31; Luke 16:1-13; Luke 10:25-37 etc.)</li> <li>• Sermon on the Mount (Matthew 5-7)</li> <li>• Moral Teachings as found in the Epistle of James (1-5).</li> <li>• Moral Teachings as found in the Letter to the Ephesians (15:21)</li> </ul> <p><b>Islam:</b></p> <ul style="list-style-type: none"> <li>• Social Justice (Qur’an 16:90; Qur’an 4:58); Qur’an 5:9)</li> <li>• Duty to parents (Qur’an 17:23-24)</li> <li>• Teasing people and being mischievous (Qur’an 33:58)</li> <li>• Patience (Qur’an 2:45)</li> <li>• Courage (Qur’an 2:178-179)</li> <li>• Cleanliness (Qur’an 5:6)</li> <li>• Humility (Qur’an 31:19-20)</li> <li>• Steadfastness (Qur’an 2:155)</li> <li>• Forbidding evil and enjoying good life (Qur’an 6:121; Qur’an 3:110)</li> <li>• Adultery and fornication (Qur’an 17:32)</li> <li>• Controlling anger (Qur’an 3:135)</li> <li>• Good life (Qur’an 11:115)</li> <li>• Mercy (Qur’an 42:41; Qur’an 7:157)</li> </ul>	<p><b>CI 5.4:</b> Ability to visualise alternatives, seeing possibilities, and identify problems and challenges.</p> <p><b>CI 5.5:</b> Ability to try new alternatives and fresh different approaches.</p> <p><b>CI 5.7:</b> Putting forward constructive comments, ideas, explanations and new ways of doing things.</p> <p><b>CP 5.1:</b> Ability to combine information and ideas from several sources to reach a conclusion.</p> <p><b>CP 6.4:</b> Ability to identify important and appropriate criteria and use them to evaluate available alternatives.</p> <p><b>CP 5.6:</b> Demonstrate a thorough understanding of a generalised concept or facts to task or situation.</p> <p><b>CP 6.1:</b> Ability to effectively define goals towards solving a problem.</p>





CONTENT STANDARD	INDICATORS AND EXEMPLARS	CORE COMPETENCIES
<p><b>B8 5.1.1 (CONTINUED):</b>  <b>Exemplify the moral teachings from the Bible, Qur'an and Oral Traditions</b></p>	<p><b>Indigenous African Religion:</b></p> <ul style="list-style-type: none"> <li>• Truthfulness and honesty</li> <li>• Respect, especially for the elderly</li> <li>• Patriotism</li> <li>• Good name</li> <li>• Humility and obedience</li> <li>• Communalism</li> <li>• Hard work</li> <li>• Courage and perseverance</li> <li>• Generosity and love for each other</li> <li>• Justice and fairness</li> <li>• Patience</li> <li>• Sexual purity</li> <li>• Peace</li> <li>• Tolerance</li> <li>• Care and reverence for human life, etc.</li> </ul> <p><b>Proverbs and Wise Sayings:</b></p> <ul style="list-style-type: none"> <li>• Unity is strength</li> <li>• Good name is better than riches</li> <li>• Had I known is always at last</li> <li>• Two heads are better than one</li> <li>• Patience moves mountains</li> <li>• A bird that does not fly out, stays hungry, etc.</li> </ul> <p><b>Moral Teachings from Taboos:</b></p> <ul style="list-style-type: none"> <li>• Occupational taboos</li> <li>• Food and drinks taboos</li> <li>• Royal taboos</li> <li>• Sacred places taboos</li> <li>• Environmental taboos</li> <li>• Sexual taboos, etc.</li> </ul>	

CONTENT STANDARD	INDICATORS AND EXEMPLARS	CORE COMPETENCIES
<p><b>B8 5.1.1 (CONTINUED): Exemplify the moral teachings from the Bible, Qur’an and Oral Traditions</b></p>	<p><b>B8 5.1.1.2: Demonstrate how to apply the moral teachings from the three main religions in their daily life</b></p> <p><b>Exemplars:</b></p> <ol style="list-style-type: none"> <li>1. Discuss the application of the moral teachings in their daily life</li> <li>2. Dramatise the moral teachings of the three major religions.</li> </ol> <p><b>Project Work</b></p> <p>Divide class into three groups and ask each group to arrange the moral teachings of each of the three religions that have been discussed according to those that they find easy to apply in their daily lives and those they find difficult to apply. Learners should offer reasons for their choices and submit the work anonymously in a box. Teacher should use the choices of learners in a discussion to help learners improve on the application of the moral teachings.</p>	<p><b>CC 9.1:</b> Demonstrate behaviour and skills of working towards group goals.</p> <p><b>CC 9.3:</b> Understanding roles during group activities.</p> <p><b>CC 9.4:</b> Help group work on relevant activities.</p> <p><b>CC 9.5:</b> Appreciate the importance of all team members in discussions and actively encourage contribution from their peers in their team.</p> <p><b>CI 5.1:</b> Examine alternatives in creating new things.</p> <p><b>CI 5.2:</b> Ability to merge simple/complex ideas to create novel situations or things.</p> <p><b>CI 5.4:</b> Ability to visualise alternatives, seeing possibilities, and identify problems and challenges.</p> <p><b>CI 5.5:</b> Ability to try new alternatives and fresh different approaches.</p> <p><b>CP 5.1:</b> Ability to combine information and ideas from several sources to reach a conclusion.</p> <p><b>CP 6.1:</b> Ability to effectively define goals towards solving a problem.</p> <p><b>CP 6.2:</b> Availability to explain plans to attaining goals.</p> <p><b>CP 6.3:</b> Identify important and appropriate alternatives.</p> <p><b>CP 6.4:</b> Ability to identify important and appropriate criteria and use them to evaluate available alternatives.</p>

**STRAND 6: RELIGION AND ECONOMIC LIFE**  
**SUB-STRAND I: MONEY**

CONTENT STANDARD	INDICATORS AND EXEMPLARS	CORE COMPETENCIES
<p><b>B8 6.1.1: Plan the wise use of money</b></p>	<p><b>B8 6.1.1.1: Explain the term “money” and indicate its usefulness.</b></p> <p><b>Exemplars:</b></p> <p>I. Look at pictures of money or real Ghanaian currency notes and coins, and explain the meaning of money and its usefulness.</p> <p><b>Meaning of Money:</b></p> <ul style="list-style-type: none"> <li>• Money is anything accepted as legal tender and can be used as medium of exchange.</li> </ul> <p><b>Usefulness of Money:</b></p> <ul style="list-style-type: none"> <li>• used to promote God’s work</li> <li>• motivation to work</li> <li>• used to acquire our basic needs e.g. food, clothing, shelter, education</li> <li>• used to prepare for the future when we are not strong to work or we retire from work, e.g., social security</li> <li>• used to help the poor and needy in society, etc.</li> </ul>	<p><b>CP 5.1:</b> Ability to combine information and ideas from several sources to reach a conclusion.</p> <p><b>CP 5.6:</b> Demonstrate a thorough understanding of a generalised concept or facts to task or situation.</p>

CONTENT STANDARD	INDICATORS AND EXEMPLARS	CORE COMPETENCIES
<p><b>B8 6.1.1 (CONTINUED):</b> <b>Plan the wise use of money</b></p>	<p><b>B8 6.1.1.2: Identify and explain honest ways of acquiring money</b></p> <p><b>Exemplars:</b></p> <p>I. In groups, learners explain the honest ways of acquiring money as taught by the three major religions.</p> <p>Generally, money is believed to be given to humankind by God. But, in addition, they teach the following:</p> <p><b>Islam</b></p> <ul style="list-style-type: none"> <li>• Hard work (Qur’an 53:39-41)</li> <li>• Collecting interest on loan (Qur’an 2:274-276)</li> <li>• Gambling (Qur’an 5:90-91).</li> <li>• Money should not be acquired through begging unless very necessary.</li> </ul> <p><b>Christianity</b></p> <ul style="list-style-type: none"> <li>• Hard work (Proverbs 14: 23-24; Proverbs 6:6-8; Colosians 3: 23-24; Romans 11: 12-13)</li> <li>• Money should be acquired through good stewardship (Parable of the Talent Matthew 25-14-30)</li> <li>• Money should be acquired honestly and not from the exploitation of the poor and the weak (Proverbs 22:22-23; Proverbs 28:8) and gambling (Amos 4; Exodus 20: 17 and Luke 12: 15).</li> </ul> <p><b>Indigenous African Religion</b></p> <ul style="list-style-type: none"> <li>• Hard work</li> <li>• Prudence:Akan Proverb - “One cannot be feasting and at the same time become rich”.</li> <li>• Creativity brings wealth - ‘Poverty causes one to think creatively’</li> <li>• Good stewardship: “If one takes good care of another’s possession, one also gets possession”.</li> <li>• Money must not be acquired dishonestly, for example through robbery and the exploitation of the poor and the weak in society: If the wind tries to pick an object with speed, it leaves it behind.</li> </ul>	<p><b>CP 6.2:</b> Availability to explain plans to attaining goals</p> <p><b>CP 6.3:</b> Identify important and appropriate alternatives</p> <p><b>CP 6.4:</b> Ability to identify important and appropriate criteria and use them to evaluate available alternatives</p> <p><b>PL 6.1:</b> Ability to serve group members effectively</p> <p><b>PL 6.4:</b> Ability to manage and resolve conflicts</p> <p><b>PL 6.7:</b> Actively promote effective group interaction and the expression of ideas and opinions in way that is sensitive to the feelings and background of others.</p>

CONTENT STANDARD	INDICATORS AND EXEMPLARS	CORE COMPETENCIES
<p><b>B8 6.1.1 (CONTINUED):</b>  <b>Plan the wise use of money</b></p>	<p>2. Give reasons for acquiring money honestly.</p> <ul style="list-style-type: none"> <li>• It is sin to dishonestly acquire money, e.g. from sakawa. (cyber fraud)</li> <li>• It is not good to take something which does not belong to you.</li> <li>• Dishonest acquisition of money brings chaos to society, etc.</li> <li>• Dishonest acquisition of money such as not paying the social security of employees deprives them of income when they retire from active work.</li> </ul> <p>3. Develop habit of saving money for future use.</p> <ul style="list-style-type: none"> <li>• Get a place you can safely save money (e.g. in a saving box)</li> <li>• Decide on an amount of money you can save either daily or weekly from your pocket money.</li> <li>• At the end of the term and with the help of your parents count all your savings and open an account with a financial institution to save the money.</li> <li>• Start the daily or weekly saving again.</li> </ul>	

CONTENT STANDARD	INDICATORS AND EXEMPLARS	CORE COMPETENCIES
<p><b>B8 6.1.1 (CONTINUED):</b> <b>Plan the wise use of money</b></p>	<p><b>B8 6.1.1.3: Discuss the appropriate ways of using money</b></p> <p><b>Exemplars:</b></p> <ol style="list-style-type: none"> <li>1. Learners brainstorm to identify good ways of using money from the perspective of the three major religions:                             <ul style="list-style-type: none"> <li>• Helping the poor and the needy (Bible teachings I Peter 4:10; Deuteronomy 15:7-11); Qur’anic teachings on zakat and sadaqa (Qur’an 2:215, 3:134; Qur’an 9:30; Qur’an 9:60 and 9:103).</li> <li>• Earning money from unlawful sources (fraud, armed robbery; sakawa; embezzlement and corruption) is not appropriate</li> <li>• From Oral traditions, “The person who gives to the poor receives a reward from God.”</li> <li>• Taking care of the family (Qur’an 17:23-4; 46:15); (Bible Deuteronomy 15: 7-11; I Timothy 5: 8); Oral traditions: “If someone takes care for you to grow teeth, you also must take care for the one to lose the teeth” and “the father is a shield for the family.”</li> <li>• For charitable work such as building of schools, hospitals, mosques, palaces, etc.</li> </ul> </li> <li>2. Discuss bad ways of using money from the perspective of the three religions.                             <ul style="list-style-type: none"> <li>• Using money to exploit others</li> <li>• Lavish spending of money</li> <li>• Squandering money for heirs to pay off indebtedness</li> <li>• Using money to make others suffer etc.</li> </ul> </li> <li>3. Put learners into two groups to come out with a sketch to demonstrate a good way and a bad way of using money.</li> </ol> <p><b>Project Work</b></p> <p>Write an essay on the wise ways of using money..</p>	<p><b>CP 6.4:</b> Ability to identify important and appropriate criteria and use them to evaluate available alternatives.</p> <p><b>PL 5.5:</b> Desire to accept one’s true self and overcome weaknesses.</p> <p><b>PL 5.6:</b> Ability to set and maintain standards and values.</p> <p><b>PL 6.1:</b> Ability to serve group members effectively.</p> <p><b>PL 6.3:</b> Ability to manage time effectively.</p> <p><b>PL 6.4:</b> Ability to manage and resolve conflicts.</p> <p><b>PL 6.7:</b> Actively promote effective group interaction and the expression of ideas and opinions in way that is sensitive to the feelings and background of others.</p>

CONTENT STANDARD	INDICATORS AND EXEMPLARS	CORE COMPETENCIES
<p><b>B8 6.1.1 (CONTINUED):</b> <b>Plan the wise use of money</b></p>	<p><b>B8 6.1.1.4. Discuss the benefits of the SSNIT pension scheme and people who are qualified to benefit.</b></p> <p><b>The SSNIT Pension Scheme</b></p> <p>The Social Security and National Insurance Trust (SSNIT) is the institution established by law to collect and manage the social security contributions of workers. Its main objective is to “ensure the provision of social protection for the working population for various contingencies including old age, invalidity and emigration and death” (Ref. Act 766 and Act 883).</p> <p>Those qualified for SSNIT benefits</p> <ol style="list-style-type: none"> <li>1. The worker upon retirement or invalidity (e.g., sickness or accident)</li> <li>2. Dependents upon death of worker</li> <li>3. Foreigners when permanently leaving Ghana</li> </ol> <p><b>Exemplar</b></p> <p>In groups, learners identify the role of the employer and the employee in social security contributions and present findings to class for discussion.</p> <p><b>Employer</b></p> <ul style="list-style-type: none"> <li>Ensures that all employees have registered with SSNIT</li> <li>Prompt and regular payments of social security of employees</li> <li>Keeps records of all workers’ social security contributions</li> </ul> <p><b>Employee</b></p> <ul style="list-style-type: none"> <li>Must register with SSNIT and obtains his/her social security number which must not be transferred to anybody whatsoever</li> <li>Prompt and regular payment of his or her social security</li> <li>Ensures that his/her social security contributions is regularly and promptly paid by the employer</li> </ul> <p>In groups, learners dramatise the effects of payment and non-payment of SSNIT contributions on a) the employer, b) employee and c) the family of the employee</p>	<p><b>CC 9.1:</b> Demonstrate behaviour and skills of working towards group goals.</p> <p><b>CC 9.3:</b> Understanding roles during group activities.</p> <p><b>CC 9.4:</b> Help group work on relevant activities.</p> <p><b>CC 9.5:</b> Appreciate the importance of all team members in discussions and actively encourage contribution from their peers in their team.</p> <p><b>DL 5.5:</b> Evaluate the quality and validity of information.</p> <p><b>DL 6.4:</b> Adhere to behavioural protocols that prevail in cyberspace.</p> <p><b>DL 6.6:</b> Knowledge and recognition of ethical use of information.</p> <p><b>PL 6.1:</b> Ability to serve group members effectively.</p> <p><b>PL 6.3:</b> Ability to manage time effectively.</p> <p><b>PL 6.4:</b> Ability to manage and resolve conflicts.</p> <p><b>PL 6.7:</b> Actively promote effective group interaction and the expression of ideas and opinions in way that is sensitive to the feelings and background of others.</p>

BASIC 8 Strand 6: Religion And Economic Life Sub-strand 1: Money

CONTENT STANDARD	INDICATORS AND EXEMPLARS	CORE COMPETENCIES
<b>B8 6.1.1 (CONTINUED): Plan the wise use of money</b>	<b>Project Work:</b> Learners to visit the internet website of SSNIT and search for information on its functions and benefits workers get from social security contributions for class discussions.	





# BASIC 9



## STRAND I: GOD, HIS CREATION AND ATTRIBUTES

### SUB-STRAND I: THE PURPOSE AND USEFULNESS OF GOD'S CREATION

CONTENT STANDARD	INDICATORS AND EXEMPLARS	CORE COMPETENCIES
<p><b>B9 1.1.1: Describe and explain the purpose and usefulness of God's creation</b></p>	<p><b>B9 1.1.1.1: Identify the purpose and usefulness of God's creation</b></p> <p><b>Exemplars:</b></p> <ol style="list-style-type: none"> <li>1. Guide learners to recall the creation stories they learned at B8. <ul style="list-style-type: none"> <li>• With Think-Pair Share, learners recollect lessons learned from the creation stories.</li> </ul> </li> <li>2. Identify the purpose and usefulness of God's creation. E.g. <ul style="list-style-type: none"> <li>• Humankind – to serve/worship God, care for other creatures (stewardship), etc.</li> <li>• Animals – security, companionship, food, clothing</li> <li>• Plants – food, medicine, shelter, beautification.</li> <li>• Water bodies – food, transportation, irrigation, electricity, domestic and industrial use.</li> <li>• Heavenly bodies – light, energy, time and seasons.</li> <li>• Note: In science you discussed diversity of matter where you learned that each organism in nature plays a role in nature. Learners must come to the realisation that all creation of God is for a purpose.</li> </ul> </li> </ol> <p><b>Project Work</b> Draw a table indicating four things created by God and the purpose of each.</p>	<p><b>CP 5.1:</b> Ability to combine information and ideas from several sources to reach a conclusion</p> <p><b>CP 6.4:</b> Ability to identify important and appropriate criteria and use them to evaluate available alternatives</p> <p><b>CI 6.7:</b> Look and think about things differently and from different perspectives</p> <p><b>CI 6.8:</b> Recognise and generalise information and experience; search for trends and patterns</p> <p><b>CI 6.9:</b> Interpret and apply learning in new context</p> <p><b>CI 7.4:</b> Imagining and seeing things in a different way</p>

CONTENT STANDARD	INDICATORS AND EXEMPLARS	CORE COMPETENCIES
<p><b>B9 1.1.1 (CONTINUED): Describe and explain the purpose and usefulness of God's creation</b></p>	<p><b>B9 1.1.1.2: Explain how the complex nature of things created by God reveals His nature</b></p> <p>Exemplars</p> <ol style="list-style-type: none"> <li>1. Learners brainstorm on how creation reveals God's complex nature. E.g.                             <ul style="list-style-type: none"> <li>• There is design in nature as can be seen from changes in seasons and what is done in each season, and the beauty in nature e.g. flowers, birds, rivers etc.). These show God as a planner and designer.</li> <li>• All things created depend on each other for survival. This shows the caring nature of God.</li> </ul> </li> <li>2. In groups, learners discuss what the world would be like without key elements of God's creation and present it in class.</li> </ol>	<p><b>CP 5.1:</b> Ability to combine information and ideas from several sources to reach a conclusion.</p> <p><b>CP 6.4:</b> Ability to identify important and appropriate criteria and use them to evaluate available alternatives.</p> <p><b>CI 6.7:</b> Look and think about things differently and from different perspectives.</p> <p><b>CI 6.8:</b> Recognise and generalise information and experience; search for trends and patterns</p> <p><b>CI 6.9:</b> Interpret and apply learning in new context.</p> <p><b>CI 7.4:</b> Imagining and seeing things in a different way.</p> <p><b>PL 6.1:</b> Ability to serve group members effectively.</p> <p><b>PL 6.3:</b> Ability to manage time effectively.</p> <p><b>PL 6.4:</b> Ability to manage and resolve conflicts.</p> <p><b>PL 6.7:</b> Actively promote effective group interaction and the expression of ideas and opinions in way that is sensitive to the feelings and background of others.</p> <p><b>CG 6.1:</b> Understanding of influences of globalisation on traditions, languages and cultures.</p> <p><b>CG 6.4:</b> Exhibit a sense of nationality and global identity.</p>

## STRAND 2: RELIGIOUS PRACTICES

### SUB-STRAND 1: RELIGIOUS SONGS AND RECITATIONS

CONTENT STANDARD	INDICATORS AND EXEMPLARS	CORE COMPETENCIES
<p><b>B9 2.1.1: Analyse and apply the moral values in religious songs and recitations</b></p>	<p><b>B9 2.1.1.1: Differentiate between religious songs and non-religious songs.</b></p> <p><b>Exemplars:</b></p> <ol style="list-style-type: none"> <li>1. Explain the differences between religious songs and non-religious songs.  Religious songs - are music that express the belief of worshippers and their dependence on God or the Supreme being while non-religious songs deal with social, political and economic matters.</li> <li>2. State the characteristic of religious songs. Learners listen to a variety of songs and identify if they are religious songs or not.</li> </ol> <p><b>Characteristics</b></p> <ul style="list-style-type: none"> <li>• Express religious beliefs</li> <li>• Draw worshippers to God</li> <li>• Give hope to the hopeless, etc.</li> </ul> <ol style="list-style-type: none"> <li>3. In groups, learners compose their own religious songs, sing in class and discuss the key message the songs convey.</li> </ol>	<p><b>CG 6.1:</b> Understanding of influences of globalisation on traditions, languages and cultures.</p> <p><b>CG 6.3:</b> Know the global discourse about the role of men and women.</p> <p><b>CG 6.4:</b> Exhibit a sense of nationality and global identity.</p> <p><b>CI 5.1:</b> Examine alternatives in creating new things.</p> <p><b>CI 5.2:</b> Ability to merge simple/complex ideas to create novel situations or things.</p> <p><b>CI 5.7:</b> Putting forward constructive comments, ideas, explanations and new ways of doing things</p> <p><b>CI 6.4:</b> Imagining and seeing things in a different way</p> <p><b>DL 5.5:</b> Evaluate the quality and validity of information</p> <p><b>DL 6.4:</b> Adhere to behavioural protocols that prevail in cyberspace</p> <p><b>DL 6.6:</b> Knowledge and recognition of ethical use of information</p> <p><b>PL 5.2:</b> Demonstrate a sense of feeling or belongingness to a group</p> <p><b>PL 5.5:</b> Desire to accept one's true self and overcome weaknesses</p> <p><b>PL 5.6:</b> Ability to set and maintain standards and values</p> <p><b>PL 6.1:</b> Ability to serve group members effectively</p> <p><b>PL 6.3:</b> Ability to manage time effectively</p>

CONTENT STANDARD	INDICATORS AND EXEMPLARS	CORE COMPETENCIES
<p><b>B9 2.1.1 (CONTINUED):</b> Analyse and apply the moral values in religious songs and recitations</p>	<p><b>B9 2.1.1.2: Demonstrate understanding of basic scripture recitations/oral traditions in the three major religions</b></p> <p><b>Exemplars:</b></p> <p>4. Recite basic texts from the Bible, Qur’an and Oral traditions</p> <ul style="list-style-type: none"> <li>• Bible – Psalm 23 (RSV), Exodus 20 (The Ten Commandments), etc.</li> <li>• Qur’an- <i>Al- Fatihah</i> (Qur’an chapter 1), <i>Al-Ikhlās</i> (Qur’an Chapter 112), etc.</li> <li>• Oral tradition – <i>Okwan twa asuo; asuo twa okwan</i> (literally, “The path crosses the river; the river crosses the path”)</li> </ul> <p><i>Naazorabataa bin</i> (Dagaari proverb) which literally means “a rolling stone gathers no moss”), etc.</p>	<p><b>PL 6.4:</b> Ability to manage and resolve conflicts</p> <p><b>CI 6.1:</b> Strong intuitive memory, intuitive thinking and respond appropriately</p> <p><b>CP 5.1:</b> Ability to combine information and ideas from several sources to reach a conclusion</p> <p><b>CP 6.4:</b> Ability to identify important and appropriate criteria and use them to evaluate available alternatives</p> <p><b>CP 5.6:</b> Demonstrate a thorough understanding of a generalised concept or facts to task or situation.</p>
	<p><b>B9 2.1.1.3: Identify the moral values in religious songs and recitations.</b></p> <p><b>Exemplars:</b></p> <p>1. Discuss the moral values in religious songs and recitations. E.g.</p> <ul style="list-style-type: none"> <li>• motivation</li> <li>• humility</li> <li>• contentment</li> <li>• acknowledgement of the power of God.</li> </ul> <p>With the help of role play, learners demonstrate how they apply the moral values in their daily life</p>	<p><b>PL 6.1:</b> Ability to serve group members effectively.</p> <p><b>PL 6.3:</b> Ability to manage time effectively.</p> <p><b>PL 6.4:</b> Ability to manage and resolve conflicts</p> <p><b>CI 5.1:</b> Examine alternatives in creating new things.</p> <p><b>CI 5.2:</b> Ability to merge simple/complex ideas to create novel situations or things.</p> <p><b>CI 5.4:</b> Ability to visualise alternatives, seeing possibilities and identify problems and challenges.</p> <p><b>CI 5.5:</b> Ability to try new alternatives and fresh different approaches.</p>

## STRAND 3: THE FAMILY AND THE COMMUNITY

### SUB-STRAND 1: RELIGION AND SOCIAL COHESION

CONTENT STANDARD	INDICATORS AND EXEMPLARS	CORE COMPETENCIES
<p><b>B9 3.1.1: Identify and apply ways people with different religions can co-exist peacefully</b></p>	<p><b>B9 3.1.1.1 Identify and explain examples of tolerant and intolerant communities</b></p> <p><b>Exemplars</b></p> <ol style="list-style-type: none"> <li>Show pictures or video clips to learners on a) a community which has experienced religious tolerance and b) a community, which has experienced religious intolerance. Such pictures and videos are available on the internet.</li> <li>From the pictures or video clips learners discuss characteristics of the two communities.</li> </ol> <p><b>Characteristics of a tolerant community, e.g.</b></p> <ul style="list-style-type: none"> <li>Peaceful relationship among members</li> <li>Development in unity</li> <li>Inter-religious marriages</li> </ul> <p><b>Characteristics of an intolerant community, e.g.</b></p> <ul style="list-style-type: none"> <li>Quarrels and mistrust among members</li> <li>Lack of or poor development</li> <li>Lack of or poor inter-personal relationship</li> </ul>	<p><b>CC 7.2:</b> Interpret correct and respond to non-verbal communication such as cues and gestures.</p> <p><b>CC 9.1:</b> Demonstrate behaviour and skills of working towards group goals.</p> <p><b>CC 9.3:</b> Understand roles during group activities.</p> <p><b>CC 9.4:</b> Help group working on relevant activities.</p> <p><b>CP 5.8:</b> Identify and prove misconceptions about a generalised concept or fact specific to a task or situation.</p>

CONTENT STANDARD	INDICATORS AND EXEMPLARS	CORE COMPETENCIES
<p><b>B9 3.1.1 (CONTINUED):</b>  <b>Identify and apply ways people with different religions can co-exist peacefully</b></p>	<p><b>B9 3.1.1.2 Explain reasons why religious intolerance occurs and their effects on society and the individual</b></p> <p><b>Exemplars:</b></p> <p>In groups, learners identify the causes of religious intolerance and its effects and present their findings for class discussion</p> <ul style="list-style-type: none"> <li>• Causes, e.g.                             <ul style="list-style-type: none"> <li>○ Not learning about each other’s religion</li> <li>○ Undermining the religious beliefs and practices of others</li> <li>○ State being biased against one religion</li> </ul> </li> <li>• Forming political parties along religious lines</li> <li>• Effects, e.g.                             <ul style="list-style-type: none"> <li>○ It can lead to intra- and inter-religious wars</li> <li>○ Destruction of life and property</li> <li>○ Hatred and disunity in society</li> </ul> </li> </ul>	<p><b>CC 9.1:</b> Demonstrate behaviour and skills of working towards group goals.</p> <p><b>CC 9.3:</b> Understanding roles during group activities.</p> <p><b>CC 9.4:</b> Help group working on relevant activities.</p> <p><b>CG 5.4:</b> Develop and exhibit a sense of cultural identity.</p> <p><b>CG 5.5:</b> Develop and express respect, recognition and appreciation of others’ cultures.</p> <p><b>CG 6.1:</b> Understanding of influences of globalisation on traditions, languages and cultures.</p> <p><b>CG 6.3:</b> Know the global discourse about the role of men and women.</p> <p><b>CG 6.4:</b> Exhibit a sense of nationality and global identity.</p>

CONTENT STANDARD	INDICATORS AND EXEMPLARS	CORE COMPETENCIES
<p><b>B9 3.1.1 (CONTINUED):</b>  <b>Identify and apply ways people with different religions can co-exist peacefully</b></p>	<p><b>B9 3.1.1.3 Identify and explain ways in which people with diverse religious backgrounds can live peacefully</b></p> <p><b>Exemplar</b></p> <ol style="list-style-type: none"> <li>In groups, learners talk about ways people with diverse religious background can live peacefully and present findings for class discussion.</li> </ol> <p>E.g.</p> <ul style="list-style-type: none"> <li>learn about each other’s religion, e.g. RME</li> <li>respect for other people’s religions</li> <li>religious tolerance</li> <li>participate in other people’s religious ceremonies and festivals etc.</li> </ul> <ol style="list-style-type: none"> <li>In groups, learners discuss the need for people of diverse religious backgrounds to live in harmony and present it in class.</li> </ol> <p>E.g.</p> <ul style="list-style-type: none"> <li>prevents religious tension and conflict</li> <li>ensures development of community</li> <li>respects the rights of all groups in the community.</li> </ul>	<p><b>CC 9.1:</b> Demonstrate behaviour and skills of working towards group goals.</p> <p><b>CC 9.3:</b> Understanding roles during group activities.</p> <p><b>CC 9.4:</b> Help group working on relevant activities.</p> <p><b>CG 5.4:</b> Develop and exhibit a sense of cultural identity.</p> <p><b>CG 5.5:</b> Develop and express respect, recognition and appreciation of others’ cultures.</p> <p><b>CG 6.1:</b> Understanding of influences of globalisation on traditions, languages and cultures.</p> <p><b>CG 6.3:</b> Know the global discourse about the role of men and women.</p> <p><b>CG 6.4:</b> Exhibit a sense of nationality and global identity.</p>



## STRAND 4: RELIGIOUS LEADERS AND PERSONALITIES

### SUB-STRAND 1: THE APOSTLES AND CALIPHS

CONTENT STANDARD	INDICATORS AND EXEMPLARS	CORE COMPETENCIES
<p><b>B9 4.1.1: Recognise the contribution of religious leaders in their respective religions</b></p>	<p><b>B9 4.1.1.1: Discuss the reasons some religious personalities are classified as Apostles and Caliphs</b></p> <p><b>Exemplars:</b></p> <ol style="list-style-type: none"> <li>1. Explain the meanings of Apostles in Christianity and Caliphs in islam.</li> <li>2. Apostles – they are a group of people selected by a Christian religious leader (philosopher) and trained them to propagate a philosophy after the leader’s death. <ul style="list-style-type: none"> <li>• Caliphs – they are the successors of the Holy Prophet Muhammad (SAW)</li> </ul> </li> <li>3. Identify the twelve Apostles of Jesus and the Caliphs. <ul style="list-style-type: none"> <li>• Apostles – Peter, Andrews, James, John, etc.</li> <li>• Caliphs – Abu Bakr Ibn Abi Quhaffah; Umar Ibn Khattab, Usman Ibn Affan, Ali Ibn Abi Talib</li> </ul> </li> </ol>	<p><b>CP 5.1:</b> Ability to combine information and ideas from several sources to reach a conclusion.</p> <p><b>CP 5.6:</b> Demonstrate a thorough understanding of a generalised concept or facts to task or situation.</p>

CONTENT STANDARD	INDICATORS AND EXEMPLARS	CORE COMPETENCIES
<p><b>B9 4.1.1 (CONTINUED):</b>  <b>Recognise the contribution of religious leaders in their respective religions</b></p>	<p><b>B9 4.1.1.2: Outline the mission and exemplary lives of the Apostles and Caliphs</b></p> <p><b>Exemplars:</b></p> <ol style="list-style-type: none"> <li>1. State the contributions of the Apostles and the Caliphs.                             <p><b>Apostles</b></p> <ol style="list-style-type: none"> <li>a. Worked with Jesus Christ</li> <li>b. Worked to establish the early church</li> <li>c. Worked to propagate and spread the Gospel to the whole world</li> </ol> <p><b>Caliphs</b></p> <ol style="list-style-type: none"> <li>a. Conquered Arabia and reaffirmed the Islamic faith after the death of Prophet Muhammad (SAW).</li> <li>b. Compiled the Qur'an into one volume</li> <li>c. Organised public treasury and paid pensions to the companions of the prophet etc.</li> </ol> </li> <li>2. Learners to identify the exemplary lives of the Apostles and the Caliphs and how they can apply these in their daily life.                             <p>E.g.,</p> <ol style="list-style-type: none"> <li>a. Perseverance</li> <li>b. Sacrifice</li> <li>c. Humility</li> <li>d. Steadfastness</li> <li>e. Patriotism, etc.</li> </ol> <p>Learners to role play four moral lessons learned from the lives of the apostles and caliphs.</p> </li> </ol>	<p><b>CI 5.2:</b> Ability to merge simple/complex ideas to create novel situations or things</p> <p><b>PL 6.1:</b> Ability to serve group members effectively</p> <p><b>PL 6.3:</b> Ability to manage time effectively</p> <p><b>PL 6.4:</b> Ability to manage and resolve conflicts</p> <p><b>PL 6.7:</b> Actively promote effective group interaction and the expression of ideas and opinions in way that is sensitive to the feelings and background of others.</p>

**STRAND 5: ETHICS AND MORAL LIFE**  
**SUB-STRAND 1: REWARD, PUNISHMENT AND REPENTANCE**

CONTENT STANDARD	INDICATORS AND EXEMPLARS	CORE COMPETENCIES
<p><b>B9 5.1.1: Demonstrate an understanding that good deeds attract reward but bad deeds attract punishment</b></p>	<p><b>B9 5.1.1.1: Describe the basis for good deeds and reward</b></p> <p><b>Exemplars:</b></p> <ol style="list-style-type: none"> <li>1. Guide learners to recollect the moral teachings of the three religions learned at Indicator 8.5.2.1.1</li> <li>2. Explain the concepts “good deeds” and “reward” <ul style="list-style-type: none"> <li>• Good deeds – actions that are desirable or have positive effects on society</li> <li>• Reward – incentives for worthy acts received from others in appreciation of good deeds or acceptable behaviours</li> </ul> </li> <li>3. Identify acts or behaviours considered as good deeds. E.g. <ul style="list-style-type: none"> <li>• Assisting the elderly or the weak in society to carry or transport load</li> <li>• Relinquishing one’s seat to the pregnant, elderly, challenged or sick in society</li> <li>• Assisting children, the weak and people with disability to cross the road, give them direction to places, etc.</li> </ul> </li> <li>4. Explain the need for performance of good deeds. <ul style="list-style-type: none"> <li>• Rendering service to humankind is service to God/Allah</li> <li>• It draws us closer to God and attracts God’s blessings (see Mathew 25: 34 -36; Luke 17: 11-16 and Qur’an 99: 7-8; Qur’an 7: 165; Qur’an 18:2; Qur’an 2: 183; 2: 197; Qur’an 29:45; Qur’an 11: 114)</li> <li>• Proverbs – “If you are in the habit of doing what is just, you live long”; “Good name is better than riches.”</li> </ul> </li> </ol>	<p><b>CG 6.4:</b> Exhibit a sense of nationality and global identity.</p> <p><b>CI 5.2:</b> Ability to merge simple/complex ideas to create novel situations or things</p> <p><b>PL 6.1:</b> Ability to serve group members effectively</p> <p><b>PL 6.3:</b> Ability to manage time effectively</p> <p><b>PL 6.4:</b> Ability to manage and resolve conflicts</p> <p><b>PL 6.7:</b> Actively promote effective group interaction and the expression of ideas and opinions in way that is sensitive to the feelings and background of others.</p>

CONTENT STANDARD	INDICATORS AND EXEMPLARS	CORE COMPETENCIES
<p><b>B9 5.1.1 (CONTINUED):</b>  <b>Demonstrate an understanding that good deeds attract reward but bad deeds attract punishment</b></p>	<p>5. Identify and explain types of rewards for doing a good deed. E.g.,</p> <ul style="list-style-type: none"> <li>• saying “thank you” and “God/Allah bless you”</li> <li>• commendation and good name in society</li> <li>• physical rewards e.g. certificate, good testimonial,</li> <li>• a pat on the shoulder/embracing/hugging to show love, appreciation, etc.</li> </ul> <p>6. Discuss the importance of rewarding people.</p> <p><b>Importance</b></p> <ul style="list-style-type: none"> <li>• it encourages the individual to do more good deeds</li> <li>• it ensures hard work, dedication, commitment and selflessness</li> <li>• it encourages other persons in society to emulate the performance of good deeds, etc.</li> </ul> <p>7. In a school event, learners should act a play on the theme ‘good deeds have rewards.’</p>	

CONTENT STANDARD	INDICATORS AND EXEMPLARS	CORE COMPETENCIES
<p><b>B9 5.1.1 (CONTINUED): Demonstrate an understanding that good deeds attract reward but bad deeds attract punishment</b></p>	<p><b>B9.5.1.1.2: Identify and explain acts that attract punishment</b></p> <p><b>Exemplars:</b></p> <ol style="list-style-type: none"> <li>1. Explain the meanings of “bad deed” and punishment.                             <ul style="list-style-type: none"> <li>• Bad deeds – are traits that attract undesirable or negative reaction from God and society</li> <li>• Punishment – an act of imposing or inflicting sanctions or discomfort on someone for an offence committed.</li> </ul> </li> <li>2. Identify acts that are considered as bad deeds. E.g.,                             <ul style="list-style-type: none"> <li>• telling lies</li> <li>• bearing false witness</li> <li>• stealing</li> <li>• disobedience to authority</li> </ul> </li> <li>3. Mention the various types of punishment.                             <ul style="list-style-type: none"> <li>• Reprimanding</li> <li>• Physical/corporal punishment</li> <li>• Bad testimonial</li> <li>• Psychological or emotional punishment (withdrawal of support from family)</li> <li>• Imprisonment</li> <li>• Fines, etc.</li> </ul> </li> <li>4. State and explain the reasons for punishment:                             <ul style="list-style-type: none"> <li>• for purposes of reformation</li> <li>• fitting retribution</li> <li>• deterrence</li> <li>• protection</li> <li>• maintenance of law and order, etc.</li> </ul> </li> </ol> <p><b>Project Work:</b> Do a research in your community on the life of one person the community punished for a bad deed. Explain three moral lessons you learn from the life of the person.</p>	<p><b>CI 5.2:</b> Ability to merge simple/complex ideas to create novel situations or things</p> <p><b>CP 5.4:</b> Generate hypothesis to help solve complex problems</p> <p><b>PL 5.5:</b> Desire to accept one’s true self and overcome weaknesses</p> <p><b>PL 5.6:</b> Ability to set and maintain standards and values</p> <p><b>PL 6.3:</b> Ability to manage time effectively</p>

CONTENT STANDARD	INDICATORS AND EXEMPLARS	CORE COMPETENCIES
<p><b>B9 5.1.1 (CONTINUED):</b>  <b>Demonstrate an understanding that good deeds attract reward but bad deeds attract punishment</b></p>	<p><b>B9 5.1.1.3: Outline the stages of repentance</b></p> <p><b>Exemplars:</b></p> <ol style="list-style-type: none"> <li>1. Explain the term repentance:                     <p style="margin-left: 20px;">Repentance – remorseful, realisation and resolve not to repeat past misconduct</p> </li> <li>2. Identify stages of repentance:                     <ul style="list-style-type: none"> <li>• Realisation and acceptance of one’s fault (I John 1: 8-9) and Qur’an 25:70-71; Qur’an 66:8. Proverb: “An honest confession is difficult to make but it brings peace of mind”.</li> <li>• regret for doing wrong</li> <li>• request for pardon</li> <li>• promise never to repeat same bad deed(s), etc.</li> </ul> </li> <li>3. Discuss the importance of repentance:                     <ul style="list-style-type: none"> <li>• promote good relationship</li> <li>• draws humankind to God</li> <li>• it reliefs the conscience of the individual, etc.</li> </ul> </li> <li>4. Use the story of the prodigal son in the Bible to dramatise the need for repentance, forgiveness and reconciliation.</li> </ol>	<p><b>CP 5.1:</b> Ability to combine information and ideas from several sources to reach a conclusion</p> <p><b>CP 5.6:</b> Demonstrate a thorough understanding of a generalised concept or facts to task or situation</p> <p><b>CP 5.6:</b> Demonstrate a thorough understanding of a generalised concept or facts to task or situation.</p> <p><b>CI 6.1:</b> Strong intuitive memory, intuitive thinking and respond appropriately</p>

## STRAND 6: RELIGION AND ECONOMIC LIFE

### SUB-STRAND 1: BRIBERY AND CORRUPTION

CONTENT STANDARD	INDICATORS AND EXEMPLARS	CORE COMPETENCIES
<p><b>B9 6.1.1: Explain the need to avoid bribery and corruption and the ways to do so.</b></p>	<p><b>B9 6.1.1.1: Explain the terms “bribery” and “corruption”.</b></p> <p><b>Exemplars:</b></p> <p>I. Differentiate between ‘bribery’ and ‘corruption’.</p> <p><b>Bribery</b> – phenomenon of offering something (usually money) in order to gain unfair advantage for private gain</p> <p><b>Corruption</b> – the use of one’s position to amass illegal wealth for personal gain.</p> <p>Examples of acts considered as bribery and corruption include:</p> <ul style="list-style-type: none"> <li>• Not paying taxes to the state</li> <li>• Not paying social security contributions of workers to SSNIT, the official body mandated by law to manage the money on behalf of workers</li> <li>• Connivance between the employer and the employee to pay less or not to pay social security contributions at all</li> <li>• Employing somebody not qualified to do a job</li> <li>• Collecting money before performing assigned functions</li> </ul>	<p><b>CP 5.4:</b> Generate hypothesis to help solve complex problems.</p> <p><b>CP 6.4:</b> Ability to identify important and appropriate criteria and use them to evaluate available alternatives.</p> <p><b>PL 5.5:</b> Desire to accept one’s true self and overcome weaknesses.</p> <p><b>PL 5.6:</b> Ability to set and maintain standards and values.</p>
	<p><b>B9 6.1.1.2: Identify the causes and effects of bribery and corruption</b></p> <p><b>Exemplars</b></p> <p>I. In groups, learners identify the causes of bribery and corruption. E.g.,</p> <ul style="list-style-type: none"> <li>• get-rich-quick attitude</li> <li>• low wages and salaries</li> <li>• excessive/high dependency ratio</li> <li>• greed</li> <li>• inadequate supervision at the work place, etc.</li> </ul>	<p><b>CP 5.4:</b> Generate hypothesis to help solve complex problems</p> <p><b>CP 5.6:</b> Demonstrate a thorough understanding of a generalised concept or facts to task or situation.</p> <p><b>CP 5.8:</b> Identify and prove misconceptions about a generalised concept or fact specific to a task or situation</p> <p><b>CP 6.1:</b> Ability to effectively define goals towards solving a problem</p>

CONTENT STANDARD	INDICATORS AND EXEMPLARS	CORE COMPETENCIES
<p><b>B9 6.1.1 (CONTINUED):</b>  <b>Explain the need to avoid bribery and corruption and the ways to do so.</b></p>	<p>2. Using Think-Pair and Share, learners discuss the effects of bribery and corruption on the state</p> <p><b>Effects</b></p> <ul style="list-style-type: none"> <li>• misuse of state resources</li> <li>• leads to low productivity</li> <li>• retards national development</li> <li>• tarnishes the reputation of the country home and abroad.</li> </ul> <p>3. Explain the need to avoid bribery and corruption.</p> <ul style="list-style-type: none"> <li>• corruption is against the will of God/Allah</li> <li>• it does not encourage honesty and hard work</li> <li>• in order to live a flawless life</li> <li>• promote justice in the country</li> </ul> <p>bribery and corruption in the form of employers failing to pay workers' social security contributions to SSNIT prevents workers or their dependents from benefiting from their income when needed.</p> <p>4. Examine the moral values that can be used to address bribery and corruption</p> <ul style="list-style-type: none"> <li>• Leadership by example</li> <li>• Blend moral and academic training as a basis to employ workers</li> <li>• Be content with what you have honestly earned (see Proverbs 10:2-3; Exodus 20:19 (the tenth Commandment); Deuteronomy 25: 13-16. Qur'an 2:188; Qur'an 2:275; Qur'an 3:130; Qur'an 89:10-13)</li> <li>• Proverb: Good name is better than riches.</li> <li>• Love thy neighbour as thyself, etc.</li> </ul> <p><b>Project Work</b></p> <p>In groups, learners research into the consequences of bribery and corruption from the internet, newspaper, etc. on the society. The groups' findings are discussed in class.</p>	<p><b>CP 6.2:</b> Availability to explain plans to attaining goals.</p> <p><b>CP 6.3:</b> Identify important and appropriate alternatives.</p> <p><b>CP 6.4:</b> Ability to identify important and appropriate criteria and use them to evaluate available alternatives.</p> <p><b>CP 6.4:</b> Ability to identify important and appropriate criteria and use them to evaluate available alternatives.</p> <p><b>CP 6.4:</b> Ability to identify important and appropriate criteria and use them to evaluate available alternatives.</p> <p><b>PL 5.5:</b> Desire to accept one's true self and overcome weaknesses.</p> <p><b>PL 5.6:</b> Ability to set and maintain standards and values</p> <p><b>PL 5.2:</b> Demonstrate a sense of feeling or belongingness to a group.</p> <p><b>PL 5.5:</b> Desire to accept one's true self and overcome weaknesses.</p> <p><b>PL 5.6:</b> Ability to set and maintain standards and values.</p> <p><b>PL 6.1:</b> Ability to serve group members effectively.</p> <p><b>PL 6.3:</b> Ability to manage time effectively</p> <p><b>PL 6.4:</b> Ability to manage and resolve conflicts</p> <p><b>PL 6.7:</b> Actively promote effective group interaction and the expression of ideas and opinions in way that is sensitive to the feelings and background of others.</p>





# BASIC 10



## STRAND I: GOD, HIS CREATION AND ATTRIBUTES

### SUB-STRAND I: THE ENVIRONMENT

CONTENT STANDARD	INDICATORS AND EXEMPLARS	CORE COMPETENCIES
<p><b>B10 I.1.1: Explain why it is important to care for the environment and how to do so</b></p>	<p><b>B10 I.1.1.1: Describe human activities that destroy the environment</b></p> <p><b>Exemplars:</b></p> <ol style="list-style-type: none"> <li>1. Take learners on a nature walk. Learners to observe and note down human activities that destroy the environment.</li> <li>2. Learners look at pictures and video on the negative effects of human activities on the environment. Such pictures and videos are available on the internet.</li> <li>3. Based on findings from the nature walk and the video/pictures learners identify human activities that destroy the environment. For example,</li> </ol> <p><b>Human Activities</b></p> <ul style="list-style-type: none"> <li>• Illegal tree felling</li> <li>• Illegal sand winning</li> <li>• Illegal mining</li> <li>• Bush burning</li> <li>• Over grazing</li> <li>• Over hunting</li> <li>• Hunting when hunting is banned</li> <li>• Water pollution</li> <li>• Weeding around water bodies</li> <li>• Improper fishing methods</li> <li>• Fishing at a time fishes are laying eggs for hatching</li> </ul>	<p><b>CC 7.1:</b> Identify words or sentences in context appropriately.</p> <p><b>CC 7.5:</b> Identify and analyse different point of views of speaker.</p> <p><b>CC 8.3:</b> Apply appropriate diction and structure sentences correctly for narratives, persuasive, imaginative and expository purposes.</p> <p><b>CC 8.4:</b> Anticipate different responses from the audience and plan for them.</p> <p><b>CC 9.3:</b> Understanding roles during group activities.</p> <p><b>CC 9.4:</b> Help group working on relevant activities.</p> <p><b>CC 9.5:</b> Appreciate the importance of all team members in discussions and actively encourage contribution from their peers in their team.</p> <p><b>DL 5.5:</b> Evaluate the quality and validity of information.</p> <p><b>DL 6.4:</b> Adhere to behavioural protocols that prevail in cyberspace.</p> <p><b>DL 6.6:</b> Knowledge and recognition of ethical use of information.</p> <p><b>PL 5.2:</b> Demonstrate a sense of feeling or belongingness to a group.</p> <p><b>PL 6.1:</b> Ability to serve group members effectively.</p> <p><b>PL 6.3:</b> Ability to manage time effectively.</p> <p><b>PL 6.4:</b> Ability to manage and resolve conflicts.</p>

CONTENT STANDARD	INDICATORS AND EXEMPLARS	CORE COMPETENCIES
<p><b>B10 1.1.1 (CONTINUED):</b>  <b>Explain why it is important to care for the environment and how to do so</b></p>	<p>4. Discuss how the above human activities destroy the environment.</p> <p>E.g.,</p> <ul style="list-style-type: none"> <li>• Illegal tree felling leads to the removal of the forest cover, thereby exposing land to direct sunshine and erosion.</li> <li>• Illegal mining, especially in rivers and along river banks, destroys water bodies and poisons fishes and other organisms that live in water</li> <li>• Ploughing/weeding around water bodies exposes water bodies to direct sunshine leading to evaporation that causes the rivers to dry up.</li> <li>• Over grazing leaves the land bare and exposing land to direct sunshine and erosion</li> <li>• All these lead to climate change: poor rainfall patterns, floods, rainstorms, drought, famine, etc.</li> </ul> <p>5. Debate on the motion “The benefits of illegal tree felling outweigh the negative effects.”</p>	<p><b>PL 6.7:</b> Actively promote effective group interaction and the expression of ideas and opinions in way that is sensitive to the feelings and background of others.</p>
	<p><b>10.1.1.1.2: Identify and describe how indigenous Ghanaian culture helps in taking care of the environment</b></p> <p><b>Exemplar:</b></p> <p>1. Identify aspects of the environment in learners’ locality regarded as sacred, and the rationale behind it.</p> <p><b>Indigenous Ghanaian understanding of the environment</b></p> <p>Humans live in a religious environment and aspects of the environment are closely related to God, the gods, the ancestors and humans. Thus, the environment has both a physical aspect that can be seen and an unseen spiritual aspect.</p> <p><b>Reasons for the sacredness of aspects of the environment</b></p> <p><b>Land</b></p> <p>The earth has a spiritual part regarded as a goddess called Asase Yaa by the Asante and Asase Afua by the Fante. The Ewe call her Nyibgla.</p>	

CONTENT STANDARD	INDICATORS AND EXEMPLARS	CORE COMPETENCIES
<p><b>BI0 1.1.1 (CONTINUED):</b>  <b>Explain why it is important to care for the environment and how to do so</b></p>	<p><b>Water bodies</b></p> <ul style="list-style-type: none"> <li>• The sea Bosompo (Akan), Nai (Ga)</li> <li>• Lagoons – Naa Korley (Korley Lagoon), Naa Sakumono (Sakumono Lagoon) both among the Ga; Benya (Elmina)</li> <li>• Lakes – Bosomtwe</li> <li>• Rivers – Pra, Ankobra, Tano</li> <li>• Stones – the mystic stone at Larabanga</li> <li>• Animals – Some animals have totemic relations with humankind. Totems are objects from the plant and animals kingdom that humans being are related with. All the seven or eight Akan clans have animals as their totems. For example, <i>Bretuo</i> or <i>Etwin</i> has the leopard as its totem, <i>Kasenas</i> has the crocodile, etc.</li> <li>• Some heavenly bodies are associated with God. To the Akan the sky is the eyes of God. The Ewe believe God expresses his anger through thunder, so thunder is a deity revered in the <i>Yeve</i> cult of the Anlo.</li> <li>• Forest and plant life – Parts of forests where the founders of communities were buried and where royals are buried are regarded as sacred. For example, <i>Nananompo</i> of the Fante at Mankesim and Dodowa Forest.</li> <li>• Because of the above beliefs, there are taboos associated with nature which help to preserve it.</li> </ul> <p><b>Discuss the importance of the environment</b></p> <p><b>Importance</b></p> <ul style="list-style-type: none"> <li>• Aspects of nature are revered or respected.</li> <li>• Trees around water bodies are not felled helping to preserve the water bodies</li> <li>• Hunting is not allowed in sacred forests so animals use them as sanctuary</li> </ul>	

CONTENT STANDARD	INDICATORS AND EXEMPLARS	CORE COMPETENCIES
<p><b>B10 1.1.1 (CONTINUED):</b>  <b>Explain why it is important to care for the environment and how to do so</b></p>	<ul style="list-style-type: none"> <li>• Days and seasons are set aside where fishing is not allowed allowing the fish to hatch and increase their stock</li> <li>• Farming is not allowed around water bodies which help to preserve them.</li> <li>• Types of fish and animals are not killed for human consumption thereby conserving them</li> </ul>	
	<p><b>B10 1.1.1.3: Discuss reasons for taking care of the environment.</b></p> <p><b>Exemplars:</b></p> <ol style="list-style-type: none"> <li>1. Explain why indigenous Ghanaians take care of the environment.                     <p><b>Care of the environment</b></p> <ul style="list-style-type: none"> <li>• God reveals Himself to humans through the environment</li> <li>• Humans are related to the environment.</li> <li>• The gods reside in nature.</li> <li>• Aspects of the environment is linked to the history of communities.</li> <li>• Humans depend on the environment for their survival, etc.</li> </ul> </li> <li>2. Dramatise how to apply lessons from indigenous Ghanaian attitudes towards the environment.                     <p><b>Project Work</b></p> <p>Divide learners into groups to take care of the school’s environment, e.g. planting trees, growing grass and desilting gutters. Each group should keep records of their activities and how they are affecting the school’s environment.</p> </li> </ol>	<p><b>CC 9.1:</b> Demonstrate behaviour and skills of working towards group goals.</p> <p><b>CC 9.3:</b> Understanding roles during group activities.</p> <p><b>CC 9.4:</b> Help group working on relevant activities.</p> <p><b>CC 9.5:</b> Appreciate the importance of all team members in discussions and actively encourage contribution from their peers in their team.</p> <p><b>CG 6.4:</b> Exhibit a sense of nationality and global identity.</p> <p><b>CI 5.1:</b> Examine alternatives in creating new things.</p> <p><b>CI 5.2:</b> Ability to merge simple/complex ideas to create novel situations or things.</p> <p><b>CI 5.4:</b> Ability to visualise alternatives, seeing possibilities, and identify problems and challenges.</p> <p><b>CI 5.5:</b> Ability to try new alternatives and fresh different approaches.</p> <p><b>CI 5.7:</b> Putting forward constructive comments, ideas, explanations and new ways of doing things.</p>

## STRAND 2: RELIGIOUS PRACTICES

### SUB-STRAND 1: RELIGIOUS FESTIVALS

CONTENT STANDARD	INDICATORS AND EXEMPLARS	CORE COMPETENCIES
<p><b>B10 2.1.1: Understand the relevance of, and the need to participate in, religious festivals</b></p>	<p><b>B10 2.1.1.1: State the meaning and types of festivals</b></p> <p><b>Exemplars:</b></p> <ol style="list-style-type: none"> <li>1. Brainstorm and come out with the meaning of festivals.               <ol style="list-style-type: none"> <li>1. Festivals are special occasions at which rituals are performed to honour and give thanks to God and other spirit forces for their past favours and make request for more favours. They are occasions to remember past important events.</li> </ol> </li> <li>2. Identify and explain the types of festivals in Ghana.               <p><b>Types of Festivals</b></p> <ol style="list-style-type: none"> <li>1. Agricultural Festivals: Celebrated to thank God, the gods and ancestors for a good harvest and ask for more in the coming year. Examples are <i>Bakatue</i> (Elmina) and Yam Festival (<i>Tedudu - Peki</i>)</li> <li>2. Ancestral/Historical Festivals: Celebrated in remembrance of the past deeds of heroes and heroines and to remember past events in the life of the community. Examples are <i>Odwira</i> (Akuapem), <i>Bugumchugu</i> (Dagomba/Mamprusi) and <i>Hogbetsotsoza</i> (Anlo); Christmas and <i>Eid-Adha</i>.</li> </ol> </li> </ol>	<p><b>CP 5.1:</b> Ability to combine information and ideas from several sources to reach a conclusion.</p> <p><b>CP 5.6:</b> Demonstrate a thorough understanding of a generalised concept or facts to task or situation.</p>

CONTENT STANDARD	INDICATORS AND EXEMPLARS	CORE COMPETENCIES
<p><b>B10 2.1.1 (CONTINUED):</b>  <b>Understand the relevance of, and the need to participate in, religious festivals</b></p>	<p><b>B10 2.1.1.2: Describe the activities in festivals celebrated in the three main religions in Ghana</b></p> <p><b>Exemplars:</b></p> <ol style="list-style-type: none"> <li>1. Discuss the acts of preparation towards the celebration of festivals in Ghana.</li> <li>2. List and explain the preparatory acts. They include ban on noise making, public appearance of religious leaders, organising cleaning up exercises and abstinence from sex.</li> <li>3. Describe the main activities in the festivals. Some are: <ul style="list-style-type: none"> <li>• Family re-union</li> <li>• Exchange of gifts and greetings</li> <li>• Public worship, etc.</li> </ul> </li> <li>4. Dramatise the main activities that take place in one festival.</li> </ol>	<p><b>CG 5.1:</b> Show a strong sense of belongingness to one's culture.</p> <p><b>CG 5.2:</b> Develop and exhibit ability to defend one's cultural beliefs, practices and norms.</p> <p><b>CG 5.3:</b> Develop and express respect and appreciation of others' culture.</p> <p><b>CG 5.4:</b> Develop and exhibit a sense of cultural identity.</p> <p><b>CG 5.5:</b> Develop and express respect, recognition and appreciation of others' cultures.</p> <p><b>CG 6.1:</b> Understanding of influences of globalisation on traditions, languages and cultures.</p> <p><b>CG 6.3:</b> Know the global discourse about the role of men and women.</p> <p><b>CG 6.4:</b> Exhibit a sense of nationality and global identity.</p> <p><b>CI 5.1:</b> Examine alternatives in creating new things.</p> <p><b>CI 5.2:</b> Ability to merge simple/complex ideas to create novel situations or things.</p> <p><b>PL 6.3:</b> Ability to manage time effectively.</p> <p><b>PL 6.4:</b> Ability to manage and resolve conflicts.</p> <p><b>PL 6.7:</b> Actively promote effective group interaction and the expression of ideas and opinions in way that is sensitive to the feelings and background of others.</p>

CONTENT STANDARD	INDICATORS AND EXEMPLARS	CORE COMPETENCIES
<p><b>B10 2.1.1 (CONTINUED):</b>  <b>Understand the relevance of, and the need to participate in, religious festivals</b></p>	<p><b>B10 2.1.1.3: Identify and explain the social, religious and moral relevance of festivals in the three main religions and relate them to daily life</b></p> <p><b>Exemplars:</b></p> <ol style="list-style-type: none"> <li>Identify and explain the importance of festivals                     <ul style="list-style-type: none"> <li><b>Social Importance</b> <ul style="list-style-type: none"> <li>It brings people together</li> <li>Occasion to plan and implement developmental projects, etc.</li> </ul> </li> <li><b>Religious</b> <ul style="list-style-type: none"> <li>Reminds humans of the need to have good relationship with God, the gods and ancestors.</li> <li>Time to show appreciation to the spirit world for favours received and ask for more favours etc.</li> </ul> </li> <li><b>Moral</b> <ul style="list-style-type: none"> <li>Time to remember the exemplary life of past leaders/heroes/heroines and learn from them.</li> <li>Period to share with the poor and the needy.</li> </ul> </li> </ul> </li> <li>Learners dramatise how they apply religious and moral lessons from festivals in their daily life.</li> </ol>	<p><b>CG 5.1:</b> Show a strong sense of belongingness to one’s culture.</p> <p><b>CG 5.2:</b> Develop and exhibit ability to defend one’s cultural beliefs, practices and norms.</p> <p><b>CG 5.3:</b> Develop and express respect and appreciation of others’ culture.</p> <p><b>CG 5.4:</b> Develop and exhibit a sense of cultural identity.</p> <p><b>CG 5.5:</b> Develop and express respect, recognition and appreciation of others’ cultures.</p> <p><b>CG 6.1:</b> Understanding of influences of globalisation on traditions, languages and cultures.</p> <p><b>CG 6.3:</b> Know the global discourse about the role of men and women.</p> <p><b>CG 6.4:</b> Exhibit a sense of nationality and global identity.</p> <p><b>CI 5.1:</b> Examine alternatives in creating new things.</p> <p><b>CI 5.2:</b> Ability to merge simple/complex ideas to create novel situations or things.</p> <p><b>PL 6.3:</b> Ability to manage time effectively</p> <p><b>PL 6.4:</b> Ability to manage and resolve conflicts</p> <p><b>PL 6.7:</b> Actively promote effective group interaction and the expression of ideas and opinions in way that is sensitive to the feelings and background of others.</p>



## STRAND 3: THE FAMILY AND THE COMMUNITY

### SUB-STRAND 1: PERSONAL SAFETY IN THE COMMUNITY

CONTENT STANDARD	INDICATORS AND EXEMPLARS	CORE COMPETENCIES
<p><b>B10 3.1.1: Demonstrate and practise ways of promoting safety in the community</b></p>	<p><b>B10 3.1.1.1: Discuss teachings of the three major religions on safety at home and community</b></p> <p><b>Exemplars:</b></p> <ol style="list-style-type: none"> <li>1. Discuss teachings of the three main religions that promote psychological safety. <ul style="list-style-type: none"> <li>• The three religions ask their members to depend on God and this creates the feeling of security.</li> <li>• Bible (Psalm 23, 27, Proverbs 18: 10, 2 Thessalonians 3:3).</li> <li>• Qur’an (5:7; Qur’an 2:225; 113:1-5 and Chapter 114)</li> <li>• Oral traditions and practices: “God drives away troublesome flies from the tailless animal and the use of charms and amulets.”</li> </ul> </li> <li>2. Analyse teachings of the three major religions that promote personal hygiene. <ul style="list-style-type: none"> <li>• Islam (Qur’an 2: 222; Qur’an 5:6 and Hadith “cleanliness is half of faith” (Sahih Muslim), etc.</li> <li>• Bible (Deuteronomy 23: 12-13, 2 Corinthians 7:1 and 2 Corinthians 6:19); etc.</li> <li>• Oral traditions and practices: “A new broom sweeps clean”, “One who maintains cleanliness avoids diseases”.</li> </ul> </li> <li>3. Identify and explain teachings of the three religions that ensure personal and communal safety. <ul style="list-style-type: none"> <li>• Qur’an (5:2 and 49:9-10); Bible (Proverbs 27:12 and 1 Thessalonians 5:6)</li> <li>• Oral traditions: What concerns one concerns all so we should be each other’s keeper to ensure personal and communal safety. For example, “It is only the fool who says what affects my neighbour does not affect me.” There is safety in numbers hence “It is easier to break one broom than breaking a bunch of brooms”.</li> </ul> </li> </ol>	<p><b>CC 7.1:</b> Identify words or sentences in context or appropriately</p> <p><b>CC 7.5:</b> Identify and analyse different point of views of speaker</p> <p><b>CC 8.3:</b> Apply appropriate diction and structure sentences correctly for narratives, persuasive, imaginative and expository purposes</p> <p><b>CC 8.4:</b> Anticipate different responses from the audience and plan for them</p> <p><b>CC 9.1:</b> Demonstrate behaviour and skills of working towards group goals</p> <p><b>CC 9.3:</b> Understand roles during group activities</p> <p><b>CC 9.4:</b> Help group work on relevant activities.</p> <p><b>CI 6.5:</b> Anticipate and overcome difficulties relating to taking initiatives</p> <p><b>CI 6.7:</b> Look and think about things differently and from different perspectives</p> <p><b>CP 5.1:</b> Ability to combine information and ideas from several sources to reach a conclusion</p> <p><b>CP 5.5:</b> Effectively evaluate the success of solutions used in an attempt to solve a complex problem</p> <p><b>CP 5.6:</b> Demonstrate a thorough understanding of a generalised concept or facts to task or situation</p>

CONTENT STANDARD	INDICATORS AND EXEMPLARS	CORE COMPETENCIES
<p><b>B10 3.1.1 (CONTINUED): Demonstrate and practise ways of promoting safety in the community</b></p>	<p><b>Project Work</b> Write an essay on why personal and communal safety is important and how to achieve this, using teachings from one of the three main religious traditions to support your points.</p>	<p><b>CP 6.1:</b> Ability to effectively define goals towards solving a problem  <b>CP 6.2:</b> Ability to explain plans for attaining goals  <b>CP 6.7:</b> Implement strategies with accuracy  <b>PL 5.2:</b> Demonstrate a sense of belongingness to a group  <b>PL 6.1:</b> Ability to serve group members effectively</p>

## STRAND 4: RELIGIOUS LEADERS AND PERSONALITIES

### SUB-STRAND 1: WOMEN IN RELIGION AND LEADERSHIP POSITIONS

CONTENT STANDARD	INDICATORS AND EXEMPLARS	CORE COMPETENCIES
<p><b>B10 4.1.1: Recognise leadership role of women in society</b></p>	<p><b>B10 4.1.1.1: Discuss the contributions of key women in the three major religions</b></p> <p><b>Exemplar:</b></p> <p>I. Identify key women in the three major religions</p> <p>Examples are:</p> <ul style="list-style-type: none"> <li>• Christianity: Deborah and Mary, mother of Jesus</li> <li>• Islam: Khadijah and Aisha bint Abu Bakr</li> <li>• Indigenous African Religion: Okomfo Oparebea of Akonnedi Shrine of Larteh and Yaa Asantewaa</li> <li>• Describe the roles played by these women</li> <li>• Mary, mother of Jesus interceded for the wedding couple whose wine ran out, prompting Jesus first miracle in Canaan.</li> <li>• Khadijah, wife of the Prophet Muhammad and who financed and protected the Prophet</li> <li>• Okomfo Oparebea who established the Akonnedi Shrine in the US and trained priest and priestesses among the African Diaspora</li> <li>• Yaa Asantewaa led the Asante Army to fight the British Army to protect the Golden Stool and the Asante Kingdom</li> </ul>	<p><b>CG 5.4:</b> Develop and exhibit a sense of cultural identity</p> <p><b>CG 5.5:</b> Develop and express respect, recognition and appreciation of others' cultures</p> <p><b>CG 6.1:</b> Understanding of influences of globalisation on traditions, languages and cultures.</p> <p><b>CG 6.3:</b> Know the global discourse about the role of men and women.</p> <p><b>CG 6.4:</b> Exhibit a sense of nationality and global identity.</p> <p><b>CP 5.1:</b> Ability to combine information and ideas from several sources to reach a conclusion.</p> <p><b>CP 5.4:</b> Generate hypothesis to help solve complex problems.</p> <p><b>CP 6.4:</b> Ability to identify important and appropriate criteria and use them to evaluate available alternatives.</p> <p><b>CP 5.6:</b> Demonstrate a thorough understanding of a generalised concept or facts to task or situation.</p> <p><b>CP 5.8:</b> Identify and prove misconceptions about a generalised concept or fact specific to a task or situation.</p>

CONTENT STANDARD	INDICATORS AND EXEMPLARS	CORE COMPETENCIES
<p><b>B10 4.1.1 (CONTINUED):</b> <b>Recognise leadership role of women in society</b></p>	<p><b>B10 4.1.1.2: Discuss how to apply the moral lessons from the lives of these women in daily life</b></p> <p><b>Exemplars:</b></p> <ol style="list-style-type: none"> <li>1. Identify the role played by these women</li> </ol> <p><b>Role:</b></p> <ul style="list-style-type: none"> <li>• Medium used by God to manifest himself</li> <li>• Helped in the spread of their religions</li> <li>• Provided practical assistance to religious leaders, etc.</li> <li>• Helped to protect their people</li> </ul> <ol style="list-style-type: none"> <li>2. In three groups, learners make a skit to demonstrate the life of a woman from each of the three religions</li> </ol>	<p><b>CC 9.1:</b> Demonstrate behaviour and skills of working towards group goals.</p> <p><b>CC 9.3:</b> Understanding roles during group activities.</p> <p><b>CC 9.4:</b> Help group working on relevant activities.</p> <p><b>CC 9.5:</b> Appreciate the importance of all team members in discussions and actively encourage contribution from their peers in their team.</p> <p><b>CG 5.1:</b> Show a strong sense of belongingness to one's culture.</p> <p><b>CG 5.2:</b> Develop and exhibit ability to defend one's cultural beliefs, practices and norms.</p> <p><b>CG 5.3:</b> Develop and express respect and appreciation of others' culture.</p> <p><b>CG 5.4:</b> Develop and exhibit a sense of cultural identity.</p> <p><b>CG 5.5:</b> Develop and express respect, recognition and appreciation of others' cultures.</p> <p><b>CG 6.1:</b> Understanding of influences of globalisation on traditions, languages and culture.s</p> <p><b>CG 6.3:</b> Know the global discourse about the role of men and women.</p> <p><b>CG 6.4:</b> Exhibit a sense of nationality and global identity.</p> <p><b>CP 5.1:</b> Ability to combine information and ideas from several sources to reach a conclusion.</p> <p><b>CP 5.4:</b> Generate hypothesis to help solve complex problems.</p>

CONTENT STANDARD	INDICATORS AND EXEMPLARS	CORE COMPETENCIES
<p><b>B10 4.1.1 (CONTINUED):</b> <b>Recognise leadership role of women in society</b></p>	<p><b>B10 4.1.1.3: Identify and explain the contributions of women to the development of Ghana</b></p> <p><b>Exemplar</b></p> <ol style="list-style-type: none"> <li>Learners brainstorm to identify key women and their contributions in national development                             <ul style="list-style-type: none"> <li>Politics: as MPs, Speaker of Parliament, ministers of state, assembly women, etc.</li> <li>Legal/Judicial: as Attorney General, Chief Justice, judges, lawyers, etc.</li> <li>Education: as teachers, headmistress, directors, etc.</li> <li>Health: as doctors, nurses, pharmacists, administrators, etc.</li> <li>Sports: as coaches, referees, footballers, athletes, etc.</li> <li>Agriculture: as farmers, veterinary doctors, agronomists, horticulturists, extension officers, etc.</li> </ul> </li> <li>Create a poster about a woman who has/had a prominent role in the development of Ghanaian society to celebrate her achievements and share with the class.</li> </ol>	<p><b>CC 9.1:</b> Demonstrate behaviour and skills of working towards group goals.</p> <p><b>CC 9.3:</b> Understanding roles during group activities.</p> <p><b>CC 9.4:</b> Help group working on relevant activities.</p> <p><b>CC 9.5:</b> Appreciate the importance of all team members in discussions and actively encourage contribution from their peers in their team.</p> <p><b>CG 5.1:</b> Show a strong sense of belongingness to one's culture.</p> <p><b>CG 5.2:</b> Develop and exhibit ability to defend one's cultural beliefs, practices and norms.</p> <p><b>CG 5.3:</b> Develop and express respect and appreciation of others' culture.</p> <p><b>CG 5.4:</b> Develop and exhibit a sense of cultural identity.</p> <p><b>CG 5.5:</b> Develop and express respect, recognition and appreciation of others' cultures.</p> <p><b>CG 6.1:</b> Understanding of influences of globalisation on traditions, languages and cultures.</p> <p><b>CG 6.3:</b> Know the global discourse about the role of men and women.</p> <p><b>CG 6.4:</b> Exhibit a sense of nationality and global identity.</p> <p><b>CI 5.1:</b> Examine alternatives in creating new things.</p> <p><b>CI 5.2:</b> Ability to merge simple/complex ideas to create novel situations or things.</p>

## STRAND 5: ETHICS AND MORAL LIFE

### SUB-STRAND 1: SUBSTANCE ABUSE

CONTENT STANDARD	INDICATORS AND EXEMPLARS	CORE COMPETENCIES
<p><b>B10 5.1.1: Demonstrate the need to stay away from immoral thoughts and actions, with a key focus on substance abuse</b></p>	<p><b>B10.5.1.1.1: Summarise the causes of substance abuse</b></p> <p><b>Exemplars:</b></p> <ol style="list-style-type: none"> <li>1. Brainstorm on the meaning of substance abuse. <ul style="list-style-type: none"> <li>• Taking drugs without medical prescription or excessive use of drugs</li> </ul> </li> <li>2. Identify the types of substances that are often abused. <p><b>Types</b></p> <ul style="list-style-type: none"> <li>• Common drugs such as paracetamol and vitamin B complex.</li> <li>• Hard Drugs (these are legally banned) such as marijuana and cocaine.</li> <li>• Stimulants such as alcohol and tramadol etc.</li> </ul> </li> <li>3. Discuss the causes of substance abuse. <p><b>Causes</b></p> <ul style="list-style-type: none"> <li>• Ignorance</li> <li>• peer group influence</li> <li>• curiosity and adventure, etc.</li> </ul> </li> </ol>	<p><b>CP 5.1:</b> Ability to combine information and ideas from several sources to reach a conclusion</p> <p><b>CP 5.4:</b> Generate hypothesis to help solve complex problems</p> <p><b>CP 6.4:</b> Ability to identify important and appropriate criteria and use them to evaluate available alternatives</p> <p><b>CP 5.6:</b> Demonstrate a thorough understanding of a generalised concept or facts to task or situation.</p> <p><b>PL 5.5:</b> Desire to accept one's true self and overcome weaknesses</p> <p><b>PL 5.6:</b> Ability to set and maintain standards and values</p>

CONTENT STANDARD	INDICATORS AND EXEMPLARS	CORE COMPETENCIES
<p><b>B10 5.1.1 (CONTINUED):</b>  <b>Demonstrate the need to stay away from immoral thoughts and actions, with a key focus on substance abuse</b></p>	<p><b>B10 5.1.1.2: Discuss the effects of substance abuse</b></p> <p><b>Exemplars:</b></p> <ol style="list-style-type: none"> <li>1. Show pictures/videos of effects of substance abuse.</li> <li>2. With the pictures/videos, learners identify and explain the effects of substance abuse.</li> </ol> <p><b>Effects</b></p> <ul style="list-style-type: none"> <li>• Abnormal behaviour</li> <li>• Ill-health</li> <li>• Economic problems</li> <li>• Burden and ridicule to the family, etc.</li> </ul>	<p><b>CI 6.5:</b> Anticipate and overcome difficulties relating to taking initiatives.</p> <p><b>CI 6.7:</b> Look and think about things differently and from different perspectives.</p> <p><b>DL 5.5:</b> Evaluate the quality and validity of information.</p> <p><b>DL 6.4:</b> Adhere to behavioural protocols that prevail in cyberspace.</p> <p><b>DL 6.6:</b> Knowledge and recognition of ethical use of information.</p> <p><b>PL 5.5:</b> Desire to accept one’s true self and overcome weaknesses.</p> <p><b>PL 5.6:</b> Ability to set and maintain standards and values.</p>

CONTENT STANDARD	INDICATORS AND EXEMPLARS	CORE COMPETENCIES
<p><b>B10 5.1.1 (CONTINUED): Demonstrate the need to stay away from immoral thoughts and actions, with a key focus on substance abuse</b></p>	<p><b>B10 5.1.1.3: Demonstrate knowledge of teachings from the three religions on defensive skills in protecting yourself against substance abuse</b></p> <p><b>Exemplars:</b></p> <ol style="list-style-type: none"> <li>I. Identify and explain the teachings of the major religions on the need to avoid substance abuse.</li> </ol> <p><b>Teachings:</b></p> <ul style="list-style-type: none"> <li>• Christianity Bible (Proverbs 20:1 and I Corinthians 6: 19-20)</li> <li>• Islam: Qur’an (2:219 and 5: 90-91)</li> <li>• Indigenous African Religion: Oral traditions “A man is called a drunkard when he misbehaves, not when he drinks” etc.</li> </ul> <p><b>Moral Lesson:</b></p> <ul style="list-style-type: none"> <li>• Adherence to the teachings of one’s religion</li> <li>• Say no to drugs when offered</li> <li>• Seek help from a counsellor, religious teacher, elders or any trusted adult</li> <li>• Avoid bad company of friends, etc.</li> </ul> <p>Learners dramatise the effects of drug abuse and how they will apply lessons from the religious teachings on substance abuse in their life.</p>	<p><b>CC 9.1:</b> Demonstrate behaviour and skills of working towards group goals</p> <p><b>CC 9.3:</b> Understanding roles during group activities</p> <p><b>CC 9.4:</b> Help group working on relevant activities.</p> <p><b>CC 9.5:</b> Appreciate the importance of all team members in discussions and actively encourage contribution from their peers in their team.</p> <p><b>PL 5.5:</b> Desire to accept one’s true self and overcome weaknesses.</p> <p><b>PL 5.6:</b> Ability to set and maintain standards and values.</p> <p><b>PL 6.1:</b> Ability to serve group members effectively.</p> <p><b>PL 6.3:</b> Ability to manage time effectively.</p> <p><b>PL 6.4:</b> Ability to manage and resolve conflicts.</p> <p><b>PL 6.7:</b> Actively promote effective group interaction and the expression of ideas and opinions in way that is sensitive to the feelings and background of others.</p>



## STRAND 6: RELIGION AND ECONOMIC LIFE

### SUB-STRAND 1: TIME AND LEISURE

CONTENT STANDARD	INDICATORS AND EXEMPLARS	CORE COMPETENCIES
<p><b>B10 6.1.1: Develop skills in managing time profitably</b></p>	<p><b>B10 6.1.1.1: Explain the meaning of the terms “time”, “leisure” and “idleness”.</b></p> <p><b>Exemplars:</b></p> <ol style="list-style-type: none"> <li>I. Through Think-Pair-Share explain the meaning of “time”, “leisure” and “idleness”.</li> </ol> <ul style="list-style-type: none"> <li>• <b>Time</b> is the indefinite continued progress of existence and events in the past, present, and future. Time is measured in hours, minutes, seconds, past, present, future, etc. It is a duration during which all things happen, or the instance when something happens.</li> <li>• <b>Leisure:</b> Break from normal work or school in the form of vacation, time for engaging in hobbies and recreational activities.</li> <li>• <b>Idleness</b> means whiling away time or doing nothing when there is something to be done.</li> </ul>	<p><b>CP 5.1:</b> Ability to combine information and ideas from several sources to reach a conclusion</p> <p><b>CC 9.1:</b> Demonstrate behaviour and skills of working towards group goals</p> <p><b>CC 9.3:</b> Understanding roles during group activities</p> <p><b>CC 9.4:</b> Help group working on relevant activities.</p> <p><b>CC 9.5:</b> Appreciate the importance of all team members in discussions and actively encourage contribution from their peers in their team.</p> <p><b>CI 5.7:</b> Putting forward constructive comments, ideas, explanations and new ways of doing things</p>

CONTENT STANDARD	INDICATORS AND EXEMPLARS	CORE COMPETENCIES
<p><b>B10 6.1.1 (CONTINUED):</b>  <b>Develop skills in managing time profitably</b></p>	<p><b>B10 6.1.1.2: Demonstrate how to plan and use time wisely:</b></p> <p><b>Exemplars:</b></p> <p>I. Learners identify and discuss the teachings of the three religions on time.</p> <p><b>Christianity</b></p> <ul style="list-style-type: none"> <li>• Everything must be done at the right time (Ecclesiastes 3:1)</li> <li>• There is the need to make good use of time (John 9:14)</li> <li>• Make use of opportunities (Ephesians 5:15-17)</li> <li>• There is the need to plan for the future (Proverbs 6:6-8) etc.</li> </ul> <p><b>Islam</b></p> <ul style="list-style-type: none"> <li>• Avoid procrastination (A-Tirmidhi)</li> <li>• Do things at the right time before it is too late (Musnad Imam Ahmad)</li> <li>• Time must be planned (Qur'an 103), etc.</li> </ul> <p><b>Indigenous African Religion</b></p> <ul style="list-style-type: none"> <li>• Things must be done a bit at a time (“The best way to eat an elephant in your path is to cut it up in pieces”)</li> <li>• Idleness does not bring success (“A lazy man’s farm is the breeding grounds for snakes”)</li> <li>• One must avoid procrastination (“It is because of ‘I will do it tomorrow’, ‘I will do it tomorrow’ (procrastination) that is why the vulture could not build a house”)</li> <li>• Planning is important (“One does not step into a river before one takes in breath”).</li> <li>• Folktales, proverbs, wise sayings, etc.</li> </ul> <p>Learners to prepare personal comprehensive time table on their daily activities (both at home and school) for one month. At the end of each week, learners assess the level of compliance to the time table and what made them to comply or not to comply.</p>	<p><b>CP 6.4:</b> Ability to identify important and appropriate criteria and use them to evaluate available alternatives.</p> <p><b>CP 5.6:</b> Demonstrate a thorough understanding of a generalised concept or facts to task or situation.</p> <p><b>CP 5.8:</b> Identify and prove misconceptions about a generalised concept or fact specific to a task or situation.</p> <p><b>CP 6.1:</b> Ability to effectively define goals towards solving a problem.</p> <p><b>CP 6.2:</b> Availability to explain plans to attaining goals.</p> <p><b>CP 6.3:</b> Identify important and appropriate alternatives.</p> <p><b>CP 6.4:</b> Ability to identify important and appropriate criteria and use them to evaluate available alternatives.</p> <p><b>PL 5.5:</b> Desire to accept one’s true self and overcome weaknesses.</p> <p><b>PL 5.6:</b> Ability to set and maintain standards and values.</p> <p><b>PL 6.3:</b> Ability to manage time effectively.</p>

CONTENT STANDARD	INDICATORS AND EXEMPLARS	CORE COMPETENCIES
<p><b>B10 6.1.1 (CONTINUED):</b>  <b>Develop skills in managing time profitably</b></p>	<p><b>B10 6.4.1.3: Explain the need for leisure</b></p> <ol style="list-style-type: none"> <li>1. Discuss how to use your leisure profitably.                             <ul style="list-style-type: none"> <li>• To play football, hockey and other sporting activities</li> <li>• To read story books</li> <li>• To do backyard gardening</li> <li>• Visits to historical sites (tourism)</li> <li>• Listening to “good” music, etc.</li> </ul> </li> <li>2. Explain the need to have leisure.                             <p><b>Importance</b></p> <ul style="list-style-type: none"> <li>• Relaxation and recovery of energy</li> <li>• It is a divine law</li> <li>• For reflection on personal life</li> <li>• For meditation and reading scriptures</li> <li>• For helping others etc.</li> </ul> </li> <li>3. Prepare personal programmes for hobbies and others out of school activities.</li> </ol>	<p><b>CP 6.1:</b> Ability to effectively define goals towards solving a problem.</p> <p><b>CP 6.2:</b> Availability to explain plans to attaining goals.</p> <p><b>CP 6.3:</b> Identify important and appropriate alternatives.</p> <p><b>CP 6.4:</b> Ability to identify important and appropriate criteria and use them to evaluate available alternatives.</p> <p><b>PL 5.5:</b> Desire to accept one’s true self and overcome weaknesses.</p> <p><b>PL 5.6:</b> Ability to set and maintain standards and values.</p> <p><b>PL 6.3:</b> Ability to manage time effectively.</p>

## APPENDICES

### APPENDIX I: CORE COMPETENCIES AND SUBSKILLS OF THE COMMON CORE PROGRAMME (CCP)

#### I. COMMUNICATION AND COLLABORATION (CC)

B7-B10		
CC7: LISTENING	CC8: PRESENTING	CC9: TEAMWORK
<b>CC7.1:</b> Identify words or sentences in context appropriately	<b>CC8.1:</b> Speak clearly and explain ideas. Share a narrative or extended answer while speaking to a group	<b>CC9.1:</b> Demonstrate behaviour and skills of working towards group goals
<b>CC7.2:</b> Interpret correctly and respond to non-verbal communication such as facial expressions, cues and gestures	<b>CC8.2:</b> Explain ideas in a clear order with relevant detail, using correct construction and structure of speech	<b>CC9.2:</b> Understand and use interpersonal skills
<b>CC7.3:</b> Provide feedback in areas of ideas, organisation, voice, word choice and sentence fluency in communication	<b>CC8.3:</b> Apply appropriate diction, and structure sentences correctly for narrative, persuasive, imaginative and expository purposes	<b>CC9.3:</b> Understand roles during group activities
<b>CC7.4:</b> Identify underlying themes, implications and issues when listening	<b>CC8.4:</b> Anticipate different responses from the audience and plan for them	<b>CC9.4:</b> Help group work on relevant activities
<b>CC7.5:</b> Identify and analyse different points of view of speaker	<b>CC8.5:</b> Vary the level of detail and the language used when presenting to make it appropriate to the audience	<b>CC9.5:</b> Appreciate the importance of including all team members in discussions and actively encourage contributions from them
		<b>CC9.6:</b> Ability to work with all group members to complete a task successfully
		<b>CC9.7:</b> Effectively perform multiple roles within the group
		<b>CC9.8:</b> Demonstrate an awareness of the wider team dynamics and work to minimise conflicts in the team

## 2. CRITICAL THINKING AND PROBLEM SOLVING (CP)

B7-B10	
CP5: CRITICAL THINKING	CP6: PROBLEM SOLVING
<b>CP 5.1:</b> Ability to combine information and ideas from several sources to reach a conclusion	<b>CP 6.1:</b> Ability to effectively define goals towards solving a problem
<b>CP 5.2:</b> Analyse and make distinct judgement about viewpoints expressed in an argument	<b>CP 6.2:</b> Ability to explain plans for attaining goals
<b>CP 5.3:</b> Create simple logic trees to think through problems	<b>CP 6.3:</b> Identify important and appropriate alternatives
<b>CP 5.4:</b> Generate hypothesis to help answer complex problems	<b>CP 6.4:</b> Ability to identify important and appropriate criteria and use them to evaluate available alternatives
<b>CP 5.5:</b> Effectively evaluate the success of solutions used in an attempt to solve a complex problem	<b>CP 6.5:</b> Ability to select alternative(s) that adequately meet selected criteria
<b>CP 5.6:</b> Demonstrate a thorough understanding of a generalised concept and facts specific to task or situation	<b>CP 6.6:</b> Preparedness to recognise and explain results after implementation of plans
<b>CP 5.7:</b> Provide new insight into controversial situation or task	<b>CP 6.7:</b> Implement strategies with accuracy
<b>CP 5.8:</b> Identify and prove misconceptions about a generalised concept or fact specific to a task or situation	
<b>CP 5.9:</b> Identify and explain a confusion, uncertainty, or a contradiction surrounding an event	
<b>CP 5.10:</b> Develop and defend a logical plausible resolution to a confusion, uncertainty or contradiction surrounding an event	

### 3. PERSONAL DEVELOPMENT AND LEADERSHIP (PL)

B7-B10	
PL5: PERSONAL DEVELOPMENT	PL6: LEADERSHIP
<b>PL5.1:</b> Understanding oneself (strengths, weaknesses, goals and aspirations), in reacting and adjusting to novel situations	<b>PL6.1:</b> Ability to serve group members effectively
<b>PL5.2:</b> Demonstrate a sense of belongingness to a group	<b>PL6.2:</b> Division of tasks into solvable units and assigning group members to task units
<b>PL5.3:</b> Recognise one's emotional state and their preparedness to apply emotional intelligence	<b>PL6.3:</b> Ability to manage time effectively
<b>PL5.4:</b> Ability to understand one's personality traits	<b>PL6.4:</b> Ability to manage and resolve conflicts
<b>PL5.5:</b> Desire to accept one's true self and overcome weaknesses	<b>PL6.5:</b> Ability to monitor team members to ascertain progress
<b>PL5.6:</b> Ability to set and maintain personal standards and values	<b>PL6.6:</b> Ability to mentor peers
	<b>PL6.7:</b> Actively promote effective group interaction and the expression of ideas and opinions in a way that is sensitive to the feelings and background of others
	<b>PL6.8:</b> Actively assist group identify changes or modifications necessary in the group activities and work towards carrying out those changes

#### 4. CULTURAL IDENTITY AND GLOBAL CITIZENSHIP (CG)

B7-B10	
CG5: CULTURAL IDENTITY	CG6: GLOBAL CITIZENSHIP
<b>CG5.1:</b> Show a strong sense of belongingness to one's culture	<b>CG6.1:</b> Understanding of influences of globalisation on traditions, languages and cultures
<b>CG5.2:</b> Develop and exhibit ability to defend one's cultural beliefs, practices and norms	<b>CG6.2:</b> Recognise resistance to global practices that are inimical to our culture
<b>CG5.3:</b> Develop and express respect, recognition and appreciation of others' cultures	<b>CG6.3:</b> Know the global discourse about the roles of males and females
<b>CG5.4:</b> Develop and exhibit a sense of cultural identity	<b>CG6.4:</b> Exhibit a sense of nationality and global identity
<b>CG5.5:</b> Adjust to the demands of customs, traditions, values and attitudes of society	

## 5. CREATIVITY AND INNOVATION (CI)

B7-B10	
CI5: KNOWLEDGE, UNDERSTANDING, SKILLS AND STRATEGIES	CI6: REFLECTION AND EVALUATION
<b>CI 5.1:</b> Examine alternatives in creating new things	<b>CI 6.1:</b> Exhibit strong memory, intuitive thinking, and respond appropriately
<b>CI 5.2:</b> Ability to merge simple/complex ideas to create novel situations or things	<b>CI 6.2:</b> Ability to reflect on approaches to creative tasks and evaluate the effectiveness of tools used
<b>CI 5.3:</b> Identification of requirements of a given situation and justification of more than one creative tool that will be suitable	<b>CI 6.3:</b> Ability to select the most effective creative tools for work, and give reasons for the choice
<b>CI 5.4:</b> Ability to visualise alternatives, see possibilities, and identify problems and challenges	<b>CI 6.4:</b> Imagining and seeing things in a different way
<b>CI 5.5:</b> Ability to try new alternatives and different approaches	<b>CI 6.5:</b> Anticipate and overcome difficulties relating totaking initiatives
<b>CI 5.6:</b> Understand and use analogies and metaphors	<b>CI 6.6:</b> Being open-minded, adapting and modifying ideas to achieve creative results
<b>CI 5.7:</b> Putting forward constructive comments, ideas, explanations and new ways of doing things	<b>CI 6.7:</b> Look and think about things differently and from different perspectives
	<b>CI 6.8:</b> Recognise and generalise information and experience; search for trends and patterns
	<b>CI 6.9:</b> Interpret and apply learning in new contexts
	<b>CI 6.10:</b> Reflect on work and explore the thinking behind thoughts and processes



## 6. DIGITAL LITERACY (DL)

B7-B10	
DL5: PHOTO-VISUAL AND INFORMATION LITERACY	DL6: SOCIO-EMOTIONAL AND REPRODUCTION LITERACY
<b>DL5.1:</b> Ability to ascertain when information is needed and be able to identify, locate, evaluate and effectively use it to solve a problem	<b>DL 6.1:</b> Understand the sociological and emotional aspects of cyberspace
<b>DL5.2:</b> Ability to recognise and avoid traps in cyberspace	<b>DL 6.2:</b> Create a meaningful and original piece of work, or its interpretation by integrating existing information
<b>DL5.3:</b> Ability to find and utilise digital content	<b>DL6.3:</b> Use digital tools to create novel things
<b>DL5.4:</b> Ability to construct knowledge from a non-linear hyper-textual navigation	<b>DL6.4:</b> Adhere to behavioural protocols that prevail in cyberspace
<b>DL5.5:</b> Evaluate the quality and validity of information	<b>DL6.5:</b> Recognition of societal issues emanating from the use of digital technologies
<b>DL5.6:</b> Preparedness to make better decisions using available information	<b>DL6.6:</b> Knowledge and recognition of ethical use of information

### Please note these inclusivity issues

The core competencies outlined in this document must be assessed taking into consideration learners with special needs (physical disabilities, learning disabilities, etc.). Consider the use of realia for visual and visually challenged learners.

A system of creating alternatives for tasks must also be adopted.

## BIBLIOGRAPHY

1. Agyakwa, K. O. (1979). *The educational wisdom of our fathers*. University of Cape Coast Press.
2. Asante, E. (1994). Ecological crisis:A Christian answer. *Journal of Church and Theology*. No. 4, pp 1-21.
3. Al-Shaar, N.A. (2015). *Ethics in Islam: Friendship in the political thought of al-Tawhidi and his contemporaries*. Routledge.
4. Ali, Y.A. (2001). *The meaning of the Holy Qur'an (English Arabic Text)*. Amana Publishers.
5. Ayubi, Z. (2019). *Gendered morality: Classical Islamic ethics of the self, family, and society*. Colombia University Press.
6. Gyekye, K. (2003). *African cultural values:An introduction*. Sankofa Publishing.
7. Opoku, A. K. (1997). *Hearing and keeping Akan proverbs*. Asempa Publishers.
8. Opoku, A. K. (1978). *West African traditional religion*. F.E.P. International Private Ltd.
9. The Holy Bible. Revised Standard Version.
10. White, J. R. (2013). *What every Christian needs to know about the Qur'an*. Bethany House Publishers.
11. Zamir, I. & Abass, M. (2017). *Ethical dimensions of Islamic finance. Theory and practice*. Springer Science and Business Media.

## RELIGIOUS AND MORAL EDUCATION SUBJECT PANEL MEMBERS AND REVIEWERS

SN	NAME	INSTITUTION
<b>WRITING PANEL</b>	Dr Bonsu Osei-Owusu (PhD)	Dept. of Religious Studies and Ethics, MUCG
	Dr Braimah Imurana Awaisu (PhD)	Dept of Political Science, UEW
	Evelyn Yaa Denteh (MPhil)	West Africa Senior High School
	Dr.Yaw Sarkodie Agyemang (PhD)	Dept. of Religion and Human Values, UCC
<b>REVIEWERS</b>	Cambridge International	
	Dr. R.Addai-Mununkum	University of Education, Winneba
	Dr. Hajj Sule	University of Ghana, Legon
	Dr. Funke Baffour-Awuah	Al-Rayan International School

## SUPERVISORS AND COORDINATING TEAM

	NAME	INSTITUTION
<b>SUPERVISORS</b>	Dr. Prince H.Armah	Director-General (Ag.), NaCCA
	Prof. Kwame Osei Kwarteng	Council Chairman, NaCCA
<b>COORDINATING TEAM</b>	Mr. Johnson Boakye Yiadom	NaCCA/EDT
	Mr. John Mensah Anang	NaCCA
	Mr. Cosmos Eminah	NaCCA
	Mrs. Wilma S. Titus-Glover	NaCCA
<b>GRAPHIC DESIGNER</b>	Eugene Offei Tettey	NaCCA

